



EPFR Fund Flows & Allocations data

Positioning report, reflecting flows to Wednesday, September 16, 2020

FinancialIntelligence
Informa

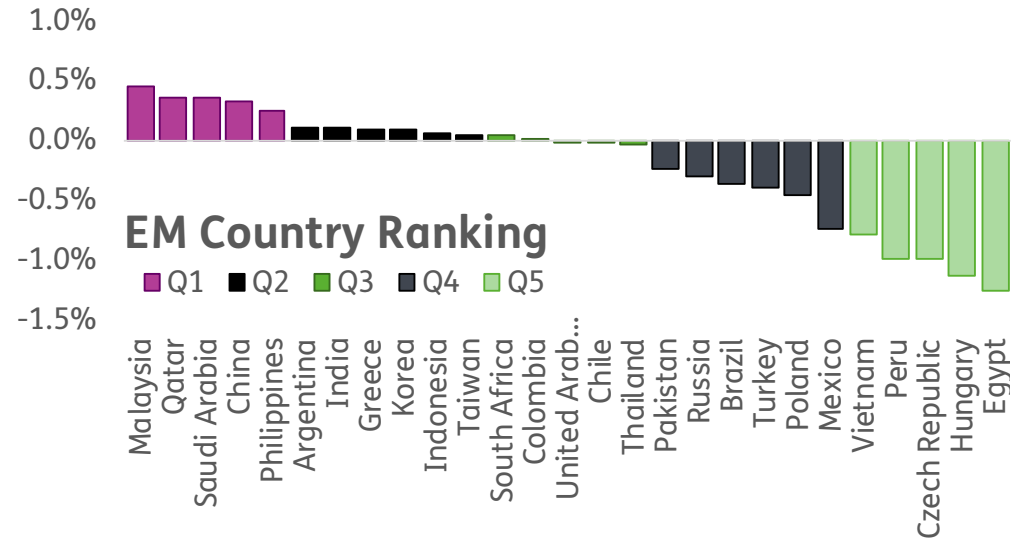


Positioning report, reflecting flows to Wednesday, September 16, 2020



EM Country

Position at 16-Sep-20			Q1	Q2	Q3	Q4	Q5
Country	Current	Rnk chg					
▲ Malaysia	0.5%	+1	0.5%	NA	NA	NA	NA
▲ Qatar	0.4%	+2	0.4%	NA	NA	NA	NA
▲ Saudi Arabia	0.4%	+2	0.4%	NA	NA	NA	NA
▼ China	0.3%	-1	0.3%	NA	NA	NA	NA
▲ Philippines	0.2%	+3	0.2%	NA	NA	NA	NA
▼ Argentina	0.1%	-5	NA	0.1%	NA	NA	NA
▲ India	0.1%	+3	NA	0.1%	NA	NA	NA
▼ Greece	0.1%	-2	NA	0.1%	NA	NA	NA
Korea	0.1%	0	NA	0.1%	NA	NA	NA
▼ Indonesia	0.1%	-3	NA	0.1%	NA	NA	NA
Taiwan	0.0%	0	NA	0.0%	NA	NA	NA
South Africa	0.0%	0	NA	NA	0.0%	NA	NA
Colombia	0.0%	0	NA	NA	0.0%	NA	NA
▲ United Arab Emira	0.0%	+4	NA	NA	0.0%	NA	NA
Chile	0.0%	0	NA	NA	0.0%	NA	NA
▼ Thailand	0.0%	-2	NA	NA	0.0%	NA	NA
▲ Pakistan	-0.2%	+4	NA	NA	NA	-0.2%	NA
▲ Russia	-0.3%	+2	NA	NA	NA	-0.3%	NA
Brazil	-0.4%	0	NA	NA	NA	-0.4%	NA
▲ Turkey	-0.4%	+2	NA	NA	NA	-0.4%	NA
▼ Poland	-0.5%	-5	NA	NA	NA	-0.5%	NA
▲ Mexico	-0.7%	+1	NA	NA	NA	-0.7%	NA
▲ Vietnam	-0.8%	+2	NA	NA	NA	NA	-0.8%
Peru	-1.0%	0	NA	NA	NA	NA	-1.0%
▼ Czech Republic	-1.0%	-8	NA	NA	NA	NA	-1.0%
Hungary	-1.1%	0	NA	NA	NA	NA	-1.1%
Egypt	-1.2%	0	NA	NA	NA	NA	-1.2%

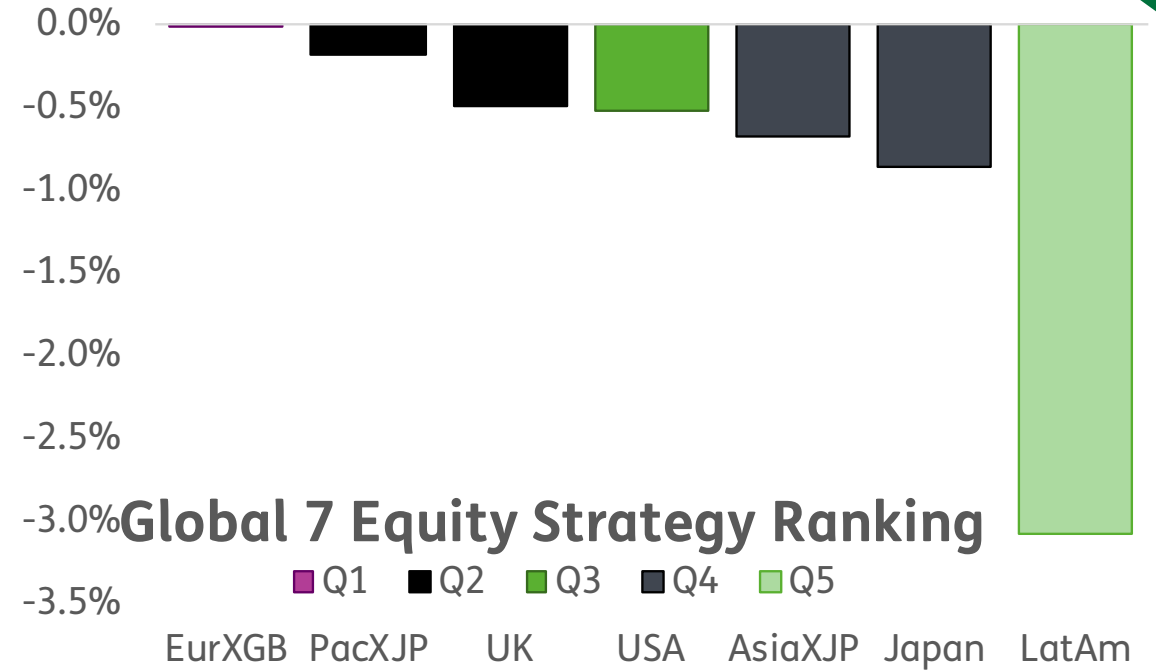


Positioning report, reflecting flows to Wednesday, September 16, 2020



Regional

Position at 16-Sep-20			Q ₁	Q ₂	Q ₃	Q ₄	Q ₅
▲	EurXGB	0.0% +1	0.0%	NA	NA	NA	NA
▼	PacXJP	-0.2% -1	NA	-0.2%	NA	NA	NA
▲	UK	-0.5% +1	NA	-0.5%	NA	NA	NA
▼	USA	-0.5% -1	NA	NA	-0.5%	NA	NA
	AsiaXJP	-0.7% 0	NA	NA	NA	-0.7%	NA
	Japan	-0.9% 0	NA	NA	NA	-0.9%	NA
	LatAm	-3.1% 0	NA	NA	NA	NA	-3.1%

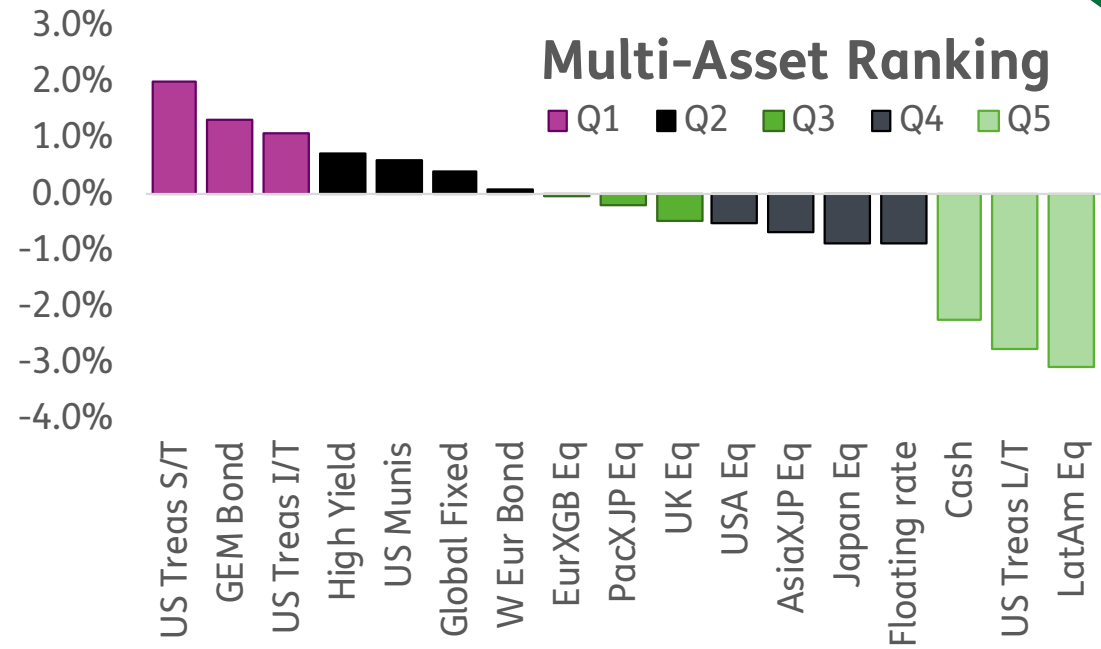


Positioning report, reflecting flows to Wednesday, September 16, 2020



Multi-Asset

Position at 16-Sep-20			Q ₁	Q ₂	Q ₃	Q ₄	Q ₅
▲	US Treas S/T	2.0% +3	2.0%	NA	NA	NA	NA
▼	GEM Bond	1.3% -1	1.3%	NA	NA	NA	NA
▲	US Treas I/T	1.1% +3	1.1%	NA	NA	NA	NA
▲	High Yield	0.7% +1	NA	0.7%	NA	NA	NA
▼	US Munis	0.6% -3	NA	0.6%	NA	NA	NA
▼	Global Fixed	0.4% -3	NA	0.4%	NA	NA	NA
	W Eur Bond	0.1% 0	NA	0.1%	NA	NA	NA
▲	EurXGB Eq	0.0% +1	NA	NA	0.0%	NA	NA
▼	PacXJP Eq	-0.2% -1	NA	NA	-0.2%	NA	NA
▲	UK Eq	-0.5% +1	NA	NA	-0.5%	NA	NA
▼	USA Eq	-0.5% -1	NA	NA	NA	-0.5%	NA
	AsiaXJP Eq	-0.7% 0	NA	NA	NA	-0.7%	NA
	Japan Eq	-0.9% 0	NA	NA	NA	-0.9%	NA
	Floating rate	-0.9% 0	NA	NA	NA	-0.9%	NA
	Cash	-2.2% 0	NA	NA	NA	NA	-2.2%
▲	US Treas L/T	-2.8% +1	NA	NA	NA	NA	-2.8%
▼	LatAm Eq	-3.1% -1	NA	NA	NA	NA	-3.1%

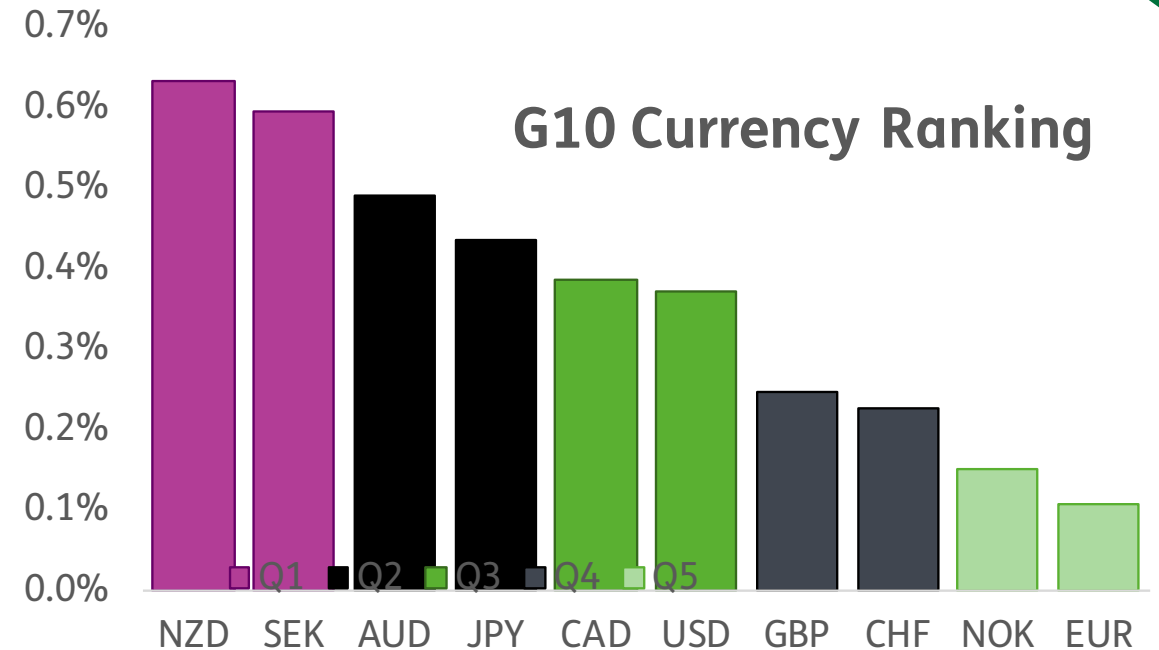


Positioning report, reflecting flows to Wednesday, September 16, 2020



G10 FX

Position at 16-Sep-20			Q ₁	Q ₂	Q ₃	Q ₄	Q ₅
▲	NZD	0.6% +1	0.6%	NA	NA	NA	NA
▼	SEK	0.6% -1	0.6%	NA	NA	NA	NA
	AUD	0.5% 0	NA	0.5%	NA	NA	NA
	JPY	0.4% 0	NA	0.4%	NA	NA	NA
▲	CAD	0.4% +3	NA	NA	0.4%	NA	NA
▼	USD	0.4% -1	NA	NA	0.4%	NA	NA
▼	GBP	0.2% -1	NA	NA	NA	0.2%	NA
▼	CHF	0.2% -1	NA	NA	NA	0.2%	NA
	NOK	0.1% 0	NA	NA	NA	NA	0.1%
	EUR	0.1% 0	NA	NA	NA	NA	0.1%



Positioning report, reflecting flows to Wednesday, September 16, 2020



Stock Flows

Position at 16-Sep-20		Current	Rnk chg	Q1	Q2	Q3	Q4	Q5
▲	ECL Ecolab Inc.	0.81	+1	0.8	NA	NA	NA	NA
▲	APD Air Products & Chemicc	0.49	+4	0.5	NA	NA	NA	NA
▲	LIN Linde Plc	0.46	+2	0.5	NA	NA	NA	NA
▼	CC The Chemours Compar	0.36	-1	0.4	NA	NA	NA	NA
▲	RYN Rayonier Inc	0.00	+1	0.0	NA	NA	NA	NA
▲	ARDE Ardagh Group S A	0.00	+62	0.0	NA	NA	NA	NA
▲	NUE Nucor Corporation	-0.02	+1	0.0	NA	NA	NA	NA
▲	MLM MARTIN MARIETTA MA1	-0.02	+8	0.0	NA	NA	NA	NA
▼	ALB Albemarle Corp	-0.04	-9	0.0	NA	NA	NA	NA
▲	BG Bunge Limited	-0.19	+40	-0.2	NA	NA	NA	NA
▲	FAST NA	-0.26	+18	-0.3	NA	NA	NA	NA
▲	OXY Occidental Petroleum (-0.43	+2	-0.4	NA	NA	NA	NA
▲	SHW The Sherwin-Williams (-0.51	+4	-0.5	NA	NA	NA	NA
▼	485 Amcor Plc	-0.54	-4	-0.5	NA	NA	NA	NA
▲	DWDI Dowdupont Inc	-0.54	+16	-0.5	NA	NA	NA	NA
▼	SEE Sealed Air Corporation	-0.55	-9	NA	-0.5	NA	NA	NA
▲	VMC Vulcan Materials Comp	-0.56	+4	NA	-0.6	NA	NA	NA
▲	DOW Dow Inc	-0.58	+12	NA	-0.6	NA	NA	NA
▼	SMG The Scotts Miracle-Gro	-0.58	-4	NA	-0.6	NA	NA	NA
▲	BLL Ball Corporation	-0.66	+23	NA	-0.7	NA	NA	NA
▼	RGLD NA	-0.67	-12	NA	-0.7	NA	NA	NA
▼	DVN Devon Energy Corporat	-0.67	-10	NA	-0.7	NA	NA	NA
▼	NMM Newmont Goldcorp Cor	-0.68	-7	NA	-0.7	NA	NA	NA
▼	CF CF Industries Holdings,	-0.74	-1	NA	-0.7	NA	NA	NA
▼	MRO Marathon Oil Corporati	-0.74	-17	NA	-0.7	NA	NA	NA

