

Money Market Insight™

Monthly money-market industry analysis from the publisher of Money Fund Report®

MMF ASSET FLOWS BY QUARTER, Q4 2019 - Q4 2020							
	Qtr. 4, 2020	Qtr. 3, 2020	Qtr. 2, 2020	Qtr. 1, 2020	Qtr. 4, 2019	Change \$	Change %
Total Assets *	4,272.0	4,343.7	4,571.3	4,274.3	3,581.4	690.6	19.3
Taxable (All)	4,167.1	4,230.6	4,441.9	4,146.2	3,444.1	723.0	21.0
Retail							
Taxable Retail	1,354.1	1,348.8	1,369.6	1,330.7	1,183.9	170.2	14.4
Prime Retail	274.0	419.0	452.6	423.8	457.7	-183.7	-40.1
Government Retail	1,080.0	929.8	917.0	906.9	726.2	353.9	48.7
Institutional							
Taxable Inst	2,813.0	2,881.8	3,072.3	2,815.5	2,260.2	552.8	24.5
Govt Institutional	2,550.7	2,586.6	2,770.1	2,593.0	1,951.2	599.6	30.7
Prime Institutional	262.3	295.2	302.2	222.5	309.0	-46.8	-15.1
Tax-Free (All)	105.0	113.1	129.4	128.1	137.3	-32.4	-23.6
<i>*billions</i>							
Money Fund Analyzer™; Data is as of quarter end.							

◆ POST-SPIKE TRENDS HOLD STEADY IN Q4

Assets in U.S. money-market funds remain elevated, but the asset drawdown that began after the early-year spike continued through Q4.

In an historic, albeit tumultuous, year for global financial markets generally and for U.S. money-market funds particularly, assets in U.S. money funds at end-Q4 2020 totaled \$4.272 trillion, down slightly (1.7 percent) from the prior quarter but up for the calendar year by \$690.6 billion, or 19.3 percent, according to iMoneyNet data reflected in the table above.

The percentage increase in total assets in 2020 matches almost exactly the 2019 yearly increase of 19.7 percent (*Money Market Insight*, Jan. 2020) but masks the dramatic surge in money-fund assets in Q1 (up 19.3 percent to \$4.274 trillion) and the additional 7.0 percent Q2 increase to \$4.571 trillion—a slight falling-off from the 2020 (and all-time) weekly high of \$4.722 trillion reached in the week ending May 18—after which total money-fund assets began a gradual decline that continued through year-end.

Nonetheless, assets remained above \$4.50 trillion until mid-August and above \$4.30 trillion until the final reporting week in October (Oct. 27), when assets settled at \$4.292 trillion.

Overall, money-fund assets ballooned in the year's first half by \$990.0 billion (to \$4.571 trillion), or 27.6 percent; assets in the year's second half fell \$299.3 billion (to \$4.272 trillion), a 6.5 percent decrease. The year-end total represents a decline of 9.5 percent from the 2020 and all-time high posted in May.

Retail and Institutional Categories

All Taxable money-fund assets slipped slightly in Q4 2020—by 1.5 percent to \$4.167 trillion—compared to the prior quarter but posted a yearly increase of 21.0 percent.

Within the Retail category, Taxable Retail fund assets and Taxable Institutional fund assets moved in slightly different directions in this year's fourth quarter.

Taxable Retail funds, whose high-water mark of \$1.370 trillion was reached in Q2, finished the year at \$1.354 trillion, a slight 0.4 percent improvement from the prior quarter but a 14.4 percent increase for the year. Taxable Institutional fund assets, which hit a yearly high of \$3.072 trillion in Q2, finished the year at \$2.813 trillion, a 2.4 percent decline compared to the prior quarter—consistent, however, with the post-spike drawdown—and a healthy 24.5 percent January-to-December increase.

Prime Retail and Prime Institutional fund assets each posted quarterly and yearly declines: the former, which began the year at \$457.7 billion, ended the year at \$274.0 billion, a 34.6 percent quarterly decline and a yearly slump of 40.1 percent. Prime Institutional funds, which began the year at \$309.0 billion and slumped as low as \$222.5 billion at end Q1, finished the year at \$262.3 billion, an 11.1 percent decline compared to the prior quarter and a 15.1 percent decrease for the year.

Funds with government strategies were significant beneficiaries of this year's pandemic-fueled asset spikes. Government Retail funds finished Q4 at \$1.080 trillion—the highest quarterly total for the category in 2020—up 16.2 percent compared to Q3 and up 48.7 percent for the year. Government Institutional funds—which topped out at \$2.770 trillion in Q2—were down at year-end by 1.4 percent compared to Q3 but up a healthy 30.7 percent for the year.

Tax-Free and Municipal fund assets bottomed-out in Q4 at \$105.0 billion, a 7.2 percent decline from Q3 and a yearly asset descent of 23.6 percent. ♦

— Paul Adams

SUMMARY OF MONEY FUND ACTIVITY

Month Ending December 31, 2020

Funds	Net Assets (\$mls)		Monthly		12-Month To-Date	
			Yield (%)	Total Return (%)	Yield (%)	Total Return (%)
20	73,129.4	Treasury Retail	0.02	0.02	0.27	0.27
26	168,687.4	Treas & Repo Retail	0.01	0.01	0.23	0.23
172	838,385.9	Govt & Agency Retail	0.01	0.01	0.23	0.24
218	1,080,202.7	Government Retail	0.01	0.01	0.24	0.24
87	274,512.4	First Tier Retail	0.02	0.03	0.36	0.37
87	274,512.4	Prime Retail	0.02	0.03	0.36	0.37
305	1,354,715.1	Taxable Retail	0.01	0.02	0.27	0.27
363	2,552,435.5	Government Institutional	0.01	0.02	0.30	0.31
109	262,189.0	First Tier Inst	0.04	-0.02	0.48	0.48
109	262,189.0	Prime Institutional	0.04	-0.02	0.48	0.48
472	2,814,624.5	Taxable Institutional	0.02	0.01	0.34	0.35
777	4,169,339.6	Taxable (All)				
iMoneyNet Money Fund Average™/Taxable (All)			0.02	0.01	0.31	0.32
89	68,708.0	Tax-Free National Retail	0.02	0.04	0.34	0.35
20	9,126.3	Tax-Free National Inst	0.02	0.02	0.40	0.41
70	26,135.4	Tax-Free State Retail	0.01	0.04	0.30	0.31
6	1,041.9	Tax-Free State Inst	0.02	0.01	0.38	0.37
185	105,011.6	Tax-Free (All)				
iMoneyNet Money Fund Average™/Tax-Free (All)			0.02	0.04	0.33	0.34
962	4,274,351.2	Grand Total - MMFs (All)				

Reproduction in any form without written permission is strictly forbidden.

12-Month Trend Analysis

Asset Trends

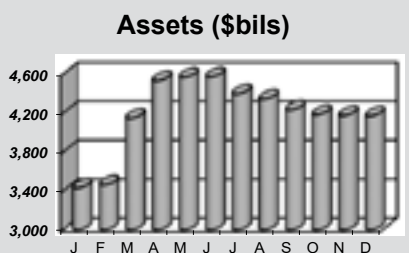
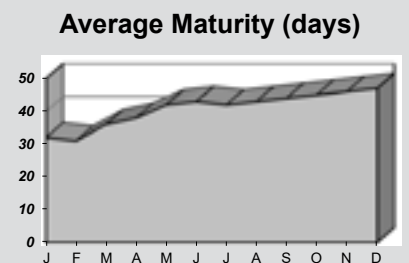
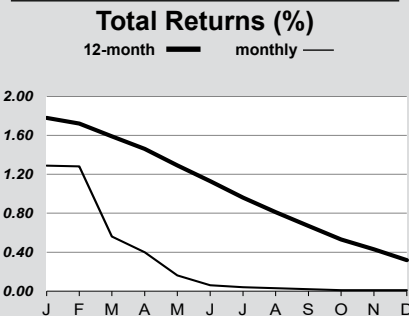
Assets(\$mls)	12/31/2020	12/31/2019
Government Retail	1,080,202.7	726,178.3
Prime Retail	274,512.4	457,717.4
Taxable Retail	1,354,715.1	1,183,895.7
Government Institutional	2,552,435.5	1,951,161.5
Prime Institutional	262,342.7	309,011.7
Taxable Institutional	2,814,778.2	2,260,173.2
Taxable (All)	4,169,493.3	3,444,068.9
Tax-Free National Retail	68,708.0	85,191.0
Tax-Free State Retail	26,135.4	40,789.9
Tax-Free National Inst	9,126.3	9,020.3
Tax-Free (All)	105,011.6	137,319.6
Total	4,274,504.9	3,581,388.5

Fund Trends

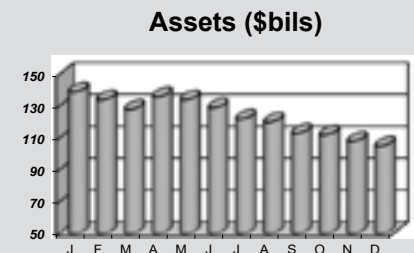
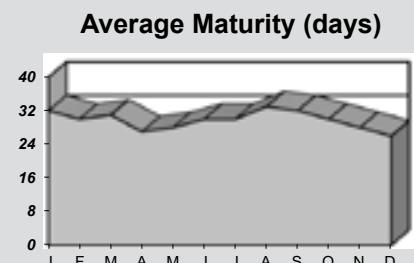
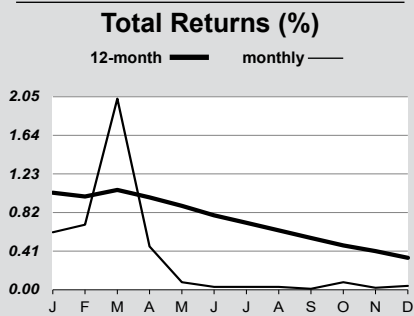
No. of Funds	12/31/2020	12/31/2019
Government Retail	218	221
Prime Retail	87	96
Taxable Retail	305	317
Government Institutional	363	363
Prime Institutional	111	118
Taxable Institutional	474	481
Taxable (All)	779	798
Tax-Free National Retail	89	88
Tax-Free State Retail	70	73
Tax-Free National Inst	20	20
Tax-Free (All)	185	187
Total	964	985

*Note that any back-data revisions are included here

TAXABLE FUNDS January 2020 - December 2020

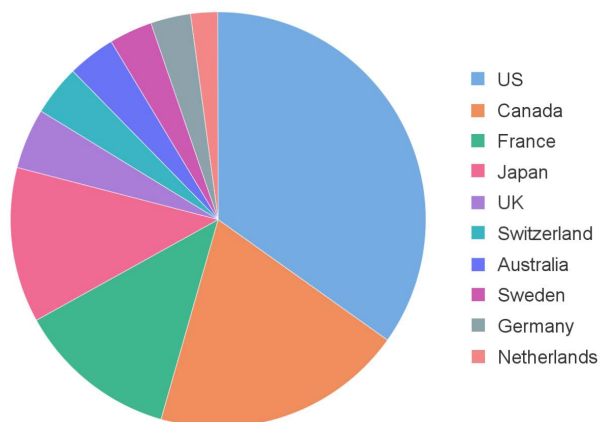


TAX-FREE FUNDS January 2020 - December 2020



PORTFOLIO HOLDINGS, OTHER TRENDS

Top 10 Countries of Risk, December 2020



PRIME (ALL) BY N-MFP CATEGORY FOR MONTH ENDING 12/31/2020

N-MFP CATEGORY	Percent of Total Assets 12/31/20 (%)	TOTAL VALUE*			
		as of 12/31/20	as of 11/30/20	Change (\$)	Change (%)
Financial Company CP	20.8%	\$112.9	\$105.9	\$7.0	6.6%
Certificate of Deposit	20.1	108.8	119.8	-11.0	-9.2
US Treasury Debt	11.4	61.8	74.7	-13.0	-17.4
Other Repur. Agreement	10.0	54.1	51.0	3.0	5.9
US Govt. Agency Repur. Agree.	9.4	51.2	40.7	10.5	25.7
Asset Backed CP	8.2	44.4	44.7	-0.4	-0.8
US Treasury Repur. Agreement	6.9	37.4	23.2	14.2	61.0
Non-Negotiable TD	6.1	32.8	67.5	-34.7	-51.4
Non-Financial Company CP	1.9	10.2	14.5	-4.3	-29.5
Variable Rate Demand Note	1.6	8.9	9.2	-0.3	-3.3
Non-US/Sub Sov & S-Nat'l Debt	1.1	5.9	6.3	-0.4	-6.7
Other Instrument	0.8	4.5	4.1	0.4	9.9
Tender Option Bond	0.5	2.8	2.5	0.3	10.2
Cash	0.4	2.1	1.4	0.8	56.5
Investment Company	0.3	1.7	1.7	0.0	1.1
US Government Agency Debt	0.3	1.6	2.0	-0.4	-19.6

* - shown in \$billions, including sponsor support; Source: Money Fund Analyzer™

MONEY FUNDS WITH HIGHEST RETURNS – December 2020

Government Retail Funds (95 Funds)

Fund	12-Month Total Return	Assets (\$mls)
Vanguard Cash Rsvs Fed MMF/Investor	0.53%	\$74,203.9
Gabelli US Treasury MMF/CI AAA	0.51	2,357.1
Vanguard Treasury MMF	0.47	38,721.5
Vanguard Federal MMF	0.45	205,564.0
Transamerica Govt MMF/CI A k	0.39	273.7
Fed/Hermes Govt Oblig Fund/Select k	0.37	7,298.3
DWS Gov&Agy/DWS G&A MF k	0.33	206.1
Payden Cash Reserves MMF k	0.32	272.0
Thrivent MMF/CI S k	0.32	344.2
Northern US Govt MMF k	0.31	18,787.0
Northern US Govt Select MMF k	0.31	4,133.2

Prime Institutional Funds (45 Funds)

Fund	12-Month Total Return	Assets (\$mls)
Western Asset Prmr Inst LiqRsvs/Cap k	0.69%	\$580.1
BlackRock Liq Env Aware/Dir Shrs k	0.66	1,028.9
JPMorgan Prime MMF/Capital k	0.65	37,904.8
Morgan Stanley ILF/MMP/Inst k	0.65	3,805.8
DWS ESG Liq Fund/Inst Shrs k	0.64	214.2
Wells Fargo Cash Inv MMF/Select k	0.64	675.3
Fed/Hermes Instit MM Mgmt/Inst k	0.63	1,102.1
Dreyfus Cash Mgmt/Instit k	0.62	5,044.7
Goldman Sachs FS Prime Oblig/Inst k	0.62	2,266.3
JPMorgan Prime MMF/Agency k	0.62	1,664.6
Wells Fargo Heritage MMF/Select k	0.62	8,834.2

Prime Retail Funds (46 Funds)

Fund	12-Month Total Return	Assets (\$mls)
Wells Fargo MMF/Premier k	0.68%	\$4,421.2
JPMorgan Liquid Assets MMF/Capital k	0.62	4,781.3
Invesco Premier Portfolio/Inst k	0.60	1,554.7
JPMorgan Liquid Assets MMF/Instit k	0.59	3,402.9
BlackRock Wealth LEAF/Instit CI k	0.57	508.0
Fidelity Inv Money Market/Instit k	0.57	32,314.4
Fed/Hermes Prime Cash Oblig/Wealth k	0.55	16,306.7
JPMorgan Liquid Assets MMF/Agency k	0.54	1,385.0
Schwab Value Adv MF/Ultra k	0.53	37,672.8
Fidelity Inv Money Market/CI I k	0.52	24,002.7
T Rowe Price Cash Reserves Fund k	0.52	4,159.7

Tax-Free National Retail Funds (29 Funds)

Fund	12-Month Total Return	Assets (\$mls)
Fed/Hermes Muni Oblig Fund/Wealth k	0.60%	\$2,043.6
BMO Tax Free MMF/Premier k	0.52	294.2
Fed/Hermes Muni Oblig Fund/Capital k	0.50	358.5
Fed/Hermes T-F Oblig Fund/Wealth k	0.50	2,954.5
JPMorgan Muni MMF/Instit k	0.50	781.9
Vanguard Municipal MMF/Investor	0.50	17,842.1
Fidelity Inv Tax-Exempt/CI I k	0.47	5,202.3
Wells Fargo Natl T-F MMF/Premier k	0.47	663.4
DWS T-E/DWS T-E MF k	0.46	109.4
Schwab Municipal MF/Ultra k	0.44	9,920.7

Government Institutional Funds (251 Funds)

Fund	12-Month Total Return	Assets (\$mls)
State Street Treas Oblig MMF k	0.44%	\$2,753.9
Guidestone MMF/GS2 Class	0.43	1,162.3
State Street Inst US Govt MMF/CI G	0.43	6,024.9
AB Govt MMP/Instit k	0.42	2,269.4
Goldman Sachs FS Federal Instr/Inst k	0.42	3,445.3
PFM Funds: Govt Select Series/Inst k	0.42	1,728.7
TIAA-CREF MMF/Instit	0.42	969.0
BlackRock Cash Funds:Treasury/I k	0.41	9,011.0
First Amer Govt Oblig/CI U k	0.41	6,543.7
Northern Inst Treas Port/Shares k	0.41	21,032.8
RBC US Govt MMF/Instit I	0.41	6,444.7
State Street Inst Treas Fund/Prem k	0.41	14,707.9

Tax-Free National Institutional Funds (9 Funds)

Fund	12-Month Total Return	Assets (\$mls)
Fed-Hermes Instit T-F Cash Tr/Prem k	0.46%	\$329.7
JPMorgan Instit Tax Free MMF/Instit k	0.46	216.9
JPMorgan Instit Tax Free MMF/IM k	0.45	963.0
Wells Fargo Muni Cash Mgmt/Inst k	0.45	216.1
Fed/Hermes Instit T-F Cash Tr/CI IS k	0.44	804.4
Morgan Stanley ILF/T-E/Inst k	0.44	305.9
BlackRock Liquidity:MuniCash Inst k	0.40	5,601.6
Dreyfus AMT-Free T-E Cash Mgmt/Inst k	0.40	349.4
Northern Inst Muni MMP/Shares k	0.40	169.6

Note: Rankings exclude restricted funds (*r' footnote) and funds with assets less than \$100 million.

RESULTS FOR: 12/1/20 – 12/31/20

Assets (\$ mils)	1-Mo Change	Total Portfolio	TAXABLE FUNDS	Valuation Method	Investment Results (%)						
					Current Month		Year-To Date		12-Month		
					Yield	Total Return	Yield	Total Return	Yield	Total Return	
TREASURY RETAIL											
2,303.8	-9.5	2,303.8	Amer Century Capital Presv Fund/Inv k	4	0.01	0.01	0.25	0.25	0.25	0.25	
438.6	301.9	58,462.9	BlackRock Liquidity:Treas Tr Select k	4	0.00	0.01	0.12	0.12	0.12	0.12	
4,139.9	-149.6	4,139.9	Fidelity Treasury Only MMF	4	0.01	0.01	0.26	0.26	0.26	0.26	
8.3	-0.1	2,369.9	Gabelli US Treasury MMF/CI A r	4	0.03	0.03	0.50	0.50	0.51	0.51	
2,357.1	-137.4	2,369.9	Gabelli US Treasury MMF/CI AAA	4	0.03	0.03	0.50	0.50	0.51	0.51	
4.5	.6	2,369.9	Gabelli US Treasury MMF/CI C r	4	0.03	0.03	0.50	0.50	0.51	0.51	
41.1	.3	2,259.3	General Treas Secs MMF/CI A k r	4	0.01	0.01	0.18	0.18	0.18	0.18	
1,861.0	-194.3	2,259.3	General Treas Secs MMF/CI B k r	4	0.01	0.01	0.12	0.12	0.12	0.12	
357.3	-42.3	2,259.3	General Treas Secs MMF/Dreyfus k	4	0.01	0.01	0.21	0.21	0.21	0.21	
2,234.9	-9.5	92,314.2	JPMorgan 100% US Treas Secs MMF/Mrg k	4	0.01	0.01	0.21	0.21	0.22	0.22	
11,283.2	-1,347.1	13,481.9	Schwab US Treas MF/Investor k	4	0.01	0.01	0.27	0.27	0.27	0.27	
2,198.7	1,083.5	13,481.9	Schwab US Treas MF/Ultra Shrs k	4	0.01	0.01	-	-	-	-	
37.1	-1.3	37.1	The US Treasury Trust/CI S	4	0.00	0.00	0.25	0.25	0.25	0.25	
38,721.5	-812.4	38,721.5	Vanguard Treasury MMF	4	0.04	0.04	0.47	0.47	0.47	0.47	
198.5	-12.8	18,861.0	Wells Fargo 100% Treas MMF/CI A k	4	0.06	0.06	0.22	0.22	0.22	0.22	
5,534.0	-186.2	18,861.0	Wells Fargo 100% Treas MMF/Svc k	4	0.06	0.06	0.25	0.25	0.25	0.25	
792.8	-51.8	18,861.0	Wells Fargo 100% Treas MMF/Swp k	4	0.06	0.06	0.18	0.18	0.18	0.18	
392.4	63.7	9,961.7	Western Asset Prem US Treasury k r	4	0.01	0.01	0.25	0.25	0.25	0.25	
223.9	-17.9	9,961.7	Western Asset US Treas Res/CI N k	4	0.01	0.01	0.22	0.22	0.22	0.22	
.8	-0.2	9,961.7	Western Asset US Treas Res/CI S k	4	0.01	0.01	0.13	0.13	0.13	0.13	
\$73,129.4	-\$1,522.4		SUBTOTAL & AVERAGES		0.02	0.02	0.27	0.27	0.27	0.27	
TREAS & REPO RETAIL											
795.0	-19.3	20,814.7	Alight MMF/Admin Shares	4	0.02	0.02	0.21	0.21	0.21	0.21	
40.9	12.5	114,603.4	BlackRock Liquidity:T-Fund Select k	4	0.00	0.03	0.12	0.13	0.12	0.13	
1,046.6	101.4	1,201.7	Cavalan Hill US Treas Fund/Adm k	4	0.01	0.01	0.18	0.18	0.18	0.18	
243.1	156.4	1,541.2	DWS Treas Port/Investment Cls k	4	0.01	0.01	0.22	0.22	0.22	0.22	
110.3	-1.6	1,541.2	DWS US Treasury MF/CI S k r	4	0.01	0.01	0.29	0.29	0.29	0.29	
795.0	.8	3,343.6	Fed/Hermes Tr for UST Oblig/Cash II k	4	0.00	0.00	0.14	0.14	0.14	0.14	
678.1	52.6	3,343.6	Fed/Hermes Tr for UST Oblig/Cash Se k	4	0.00	0.00	0.11	0.11	0.11	0.11	
109.4	-6.9	31,403.4	Fidelity Treas MMF/Adv C	4	0.01	0.01	0.04	0.04	0.04	0.04	
1,315.8	-27.3	31,403.4	Fidelity Treas MMF/Cap Reserves	4	0.01	0.01	0.14	0.14	0.14	0.14	
2,291.2	49.3	31,403.4	Fidelity Treas MMF/Daily Money	4	0.01	0.01	0.19	0.19	0.19	0.19	
27,686.9	808.1	31,403.4	Fidelity Treasury MMF	4	0.01	0.01	0.25	0.25	0.25	0.25	
170.1	-14.7	216.4	General Treas & Agency MMF/CI A k r	4	0.01	0.01	0.18	0.18	0.18	0.18	
46.3	17.6	216.4	General Treas & Agency MMF/Dreyfus k r	4	0.01	0.01	0.22	0.22	0.22	0.22	
355.0	2.7	28,243.4	JPMorgan US Treas Plus MMF/CI C k	4	0.01	0.01	0.13	0.13	0.13	0.13	
18.6	1.0	28,243.4	JPMorgan US Treas Plus MMF/Inv k r	4	0.01	0.01	0.23	0.23	0.23	0.23	
474.0	36.8	28,243.4	JPMorgan US Treas Plus MMF/Morgan k	4	0.01	0.01	0.21	0.21	0.21	0.21	
1,666.4	215.1	9,258.3	Schwab Treas Oblig MF/Ultra Shrs k	4	0.01	0.01	-	-	-	-	
7,591.9	-802.1	9,258.3	Schwab Treas Oblig MF/Investor k	4	0.01	0.01	0.27	0.27	0.27	0.27	
5,800.5	-45.6	7,740.9	T Rowe Price US Treas MF/Inv	4	0.01	0.01	0.27	0.27	0.27	0.27	
519.3	-9.1	519.3	USAA Treasury MM Trust k	4	0.01	0.01	0.29	0.29	0.29	0.29	
39,100.6	1,239.4	113,304.5	Vanguard Cash Rsvs Fed MMF/Admiral r	4	0.02	0.02	0.57	0.57	0.58	0.58	
74,203.9	-3,464.9	113,304.5	Vanguard Cash Rsvs Fed MMF/Investor	4	0.01	0.01	0.52	0.52	0.53	0.53	
1,704.3	38.3	22,719.7	Wells Fargo Treas Plus MMF/CI A k	4	0.01	0.01	0.21	0.21	0.21	0.21	
1,467.2	53.1	22,719.7	Wells Fargo Treas Plus MMF/Svc k	4	0.01	0.01	0.24	0.24	0.24	0.24	
456.9	54.8	1,353.0	Wilmington US Treasury MMF/Admin k	4	0.01	0.01	0.20	0.20	0.21	0.21	
.1	0.0	1,353.0	Wilmington US Treasury MMF/Service k	4	0.01	0.01	0.17	0.17	0.17	0.17	
\$168,687.4	-\$1,551.6		SUBTOTAL & AVERAGES		0.01	0.01	0.22	0.22	0.23	0.23	
GOVT & AGENCY RETAIL											
101.5	-5.0	14,448.2	AB Govt MMP/Advisor k r	4	0.01	0.01	0.38	0.38	0.39	0.39	
2,738.1	-736.6	14,448.2	AB Govt MMP/Class 1 k r	4	0.03	0.03	0.42	0.42	0.43	0.43	
1,064.9	-64.8	14,448.2	AB Govt MMP/Class A k r	4	0.01	0.01	0.38	0.38	0.39	0.39	
8.5	-0.7	14,448.2	AB Govt MMP/Class C k	4	0.01	0.01	0.38	0.38	0.38	0.38	
25.0	-1.8	14,448.2	AB Govt MMP/Class I k r	4	0.01	0.01	0.40	0.40	0.40	0.40	
58.3	-8.4	14,448.2	AB Govt MMP/Class K k r	4	0.01	0.01	0.38	0.38	0.38	0.38	
95.9	2.5	738.1	Amer Century US Govt MMF/Class A k	4	0.01	0.01	0.22	0.22	0.22	0.22	
5.6	-301.3	738.1	Amer Century US Govt MMF/Class G k r	4	0.14	0.14	0.52	0.52	0.52	0.52	
636.5	-246.1	738.1	Amer Century US Govt MMF/Inv k	4	0.01	0.01	0.28	0.28	0.29	0.29	
2,462.8	-66.8	26,236.7	American Funds US Govt MMF/529-A Sh k r	4	0.00	0.00	0.25	0.25	0.25	0.25	
78.7	-5.9	26,236.7	American Funds US Govt MMF/529-C Sh k r	4	0.00	0.00	0.25	0.25	0.25	0.25	
116.4	-4.0	26,236.7	American Funds US Govt MMF/529-E Sh k r	4	0.00	0.00	0.26	0.26	0.26	0.26	
>0.0	0.0	26,236.7	American Funds US Govt MMF/529-F-1 k r	4	0.00	0.00	0.25	0.25	0.25	0.25	
16,334.9	-284.3	26,236.7	American Funds US Govt MMF/CI A k	4	0.00	0.00	0.27	0.27	0.27	0.27	
328.5	-17.9	26,236.7	American Funds US Govt MMF/CI C k r	4	0.00	0.00	0.27	0.27	0.27	0.27	
274.3	-5.0	26,236.7	American Funds US Govt MMF/CI F-1 k r	4	0.00	0.00	0.19	0.19	0.19	0.19	
1,421.7	-63.7	26,236.7	American Funds US Govt MMF/CI F-2 k r	4	0.00	0.00	0.27	0.27	0.27	0.27	
124.1	15.6	26,236.7	American Funds US Govt MMF/CI F-3 k r	4	0.00	0.00	0.30	0.30	0.30	0.30	
41.9	-3.3	26,236.7	American Funds US Govt MMF/CI R-1 k r	4	0.00	0.00	0.26	0.26	0.26	0.26	
963.8	-6.9	26,236.7	American Funds US Govt MMF/CI R-2 k r	4	0.00	0.00	0.03	0.03	0.03	0.03	
91.5	-3.3	26,236.7	American Funds US Govt MMF/CI R-2E k r	4	0.00	0.00	0.09	0.09	0.09	0.09	

All performance results are annualized, net of management fees and expenses. The year-to-date and 12-month yields assume reinvestment of dividends for up to one year. Total returns also assume reinvestment of dividends and include any realized capital gains or losses. Total portfolio assets are the sum of all domestic share classes reported to iMoneyNet. **Footnotes:** e — estimate; k — all or a portion of fund's expenses currently are being waived or reimbursed; N/A — not available; r — investment restrictions apply. **Valuation Methods:** 3 — Penny Rounding; 4 — Amortized Cost Straight Line Accrual.

RESULTS FOR: 12/1/20 – 12/31/20

Assets (\$ mils)	1-Mo Change	Total Portfolio	TAXABLE FUNDS	Valuation Method	Investment Results (%)					
					Current Month		Year-To Date		12-Month	
					Yield	Total Return	Yield	Total Return	Yield	Total Return
1,202.8	-44.6	26,236.7	American Funds US Govt MMF/CI R-3 k r	4	0.00	0.00	0.12	0.12	0.12	0.12
972.2	-28.8	26,236.7	American Funds US Govt MMF/CI R-4 k r	4	0.00	0.00	0.19	0.19	0.19	0.19
240.2	-17.4	26,236.7	American Funds US Govt MMF/CI R-5 k r	4	0.00	0.00	0.28	0.28	0.28	0.28
115.5	9.1	26,236.7	American Funds US Govt MMF/CI R-5E k r	4	0.00	0.00	0.25	0.25	0.25	0.25
1,467.3	-6.6	26,236.7	American Funds US Govt MMF/CI R-6 k r	4	0.00	0.00	0.29	0.29	0.30	0.30
608.1	21.4	608.1	AZL Government MMF k	4	0.00	0.00	0.21	0.21	0.21	0.21
92.5	-14.6	4,300.6	BBH US Govt MMF/Regular k r	4	0.01	0.01	0.27	0.27	0.27	0.27
.3	0.0	143,690.0	BlackRock Liquidity:FedFund Pr Cl k	4	0.00	0.02	0.19	0.21	0.19	0.21
727.2	62.1	143,690.0	BlackRock Liquidity:FedFund Select k	4	0.00	0.02	0.13	0.14	0.13	0.14
383.4	-13.0	384.7	BlackRock Summit Cash Reserves/CI A k r	4	0.00	0.00	0.26	0.26	0.26	0.26
1.3	0.0	384.7	BlackRock Summit Cash Reserves/CI C k r	4	0.00	0.00	0.09	0.09	0.09	0.09
711.9	-23.6	4,090.7	BMO Govt MMF/Class Y k	4	0.01	0.01	0.24	0.24	0.24	0.24
12.3	-1.4	524.0	BNY Mellon Govt MMF/Inv k r	4	0.01	0.01	0.23	0.23	0.23	0.23
621.9	13.6	2,096.3	Cavanal Hill Govt Secs MMF/Adm k	4	0.01	0.01	0.21	0.21	0.21	0.21
450.6	-84.1	3,745.4	City Natl Rochdale Govt MMF/CI N	4	0.01	0.01	0.18	0.18	0.18	0.18
415.7	-83.5	3,745.4	City Natl Rochdale Govt MMF/CI S	4	0.01	0.01	0.15	0.15	0.15	0.15
400.5	-5.3	562.8	Columbia Govt MMF/CI A k	4	0.01	0.01	0.25	0.25	0.25	0.25
17.0	-1.3	562.8	Columbia Govt MMF/CI C k	4	0.01	0.01	0.25	0.25	0.25	0.25
94.0	-1.0	562.8	Columbia Govt MMF/CI Inst k	4	0.01	0.01	0.25	0.25	0.25	0.25
8.9	-1.7	562.8	Columbia Govt MMF/CI Inst2 k r	4	0.01	0.01	0.29	0.29	0.29	0.29
36.9	-29.7	562.8	Columbia Govt MMF/CI Inst3 k	4	0.01	0.01	0.30	0.30	0.31	0.31
5.6	-0.7	562.8	Columbia Govt MMF/CI R k r	4	0.01	0.01	0.25	0.25	0.25	0.25
94.9	-1.0	440.1	Columbia VP Govt MMF/CI 1 k r	4	0.01	0.01	0.26	0.26	0.27	0.27
107.3	-4.1	440.1	Columbia VP Govt MMF/CI 2 k r	4	0.01	0.01	0.20	0.20	0.20	0.20
237.9	-7.6	440.1	Columbia VP Govt MMF/CI 3 k r	4	0.01	0.01	0.23	0.23	0.23	0.23
126.4	-16.3	135.8	Davis Govt MMF/CI A k	4	0.00	0.00	0.23	0.23	0.23	0.23
2.1	-0.1	135.8	Davis Govt MMF/CI C k	4	0.00	0.00	0.23	0.23	0.23	0.23
206.1	-23.6	3,962.9	DWS Gov&Agy/DWS G&A MF k	4	0.01	0.01	0.32	0.32	0.33	0.33
12.9	-7.5	3,962.9	DWS Gov&Agy/Service Shrs k	4	0.01	0.01	0.13	0.13	0.13	0.13
153.1	-4.9	153.1	DWS Govt Money Market VIP k r	4	0.01	0.01	0.24	0.24	0.24	0.24
24,135.4	327.7	34,217.6	Edward Jones MMF/Inv Class k	4	0.01	0.01	0.20	0.20	0.20	0.20
10,082.2	344.9	34,217.6	Edward Jones MMF/RS Class k	4	0.01	0.01	0.20	0.20	0.20	0.20
153.4	5.3	153.4	Elfun Government MMF r	4	0.00	0.00	0.32	0.32	0.32	0.32
305.1	-7.1	114,361.0	Fed/Hermes Govt Oblig Fund/Cash Ser k	4	0.01	0.01	0.13	0.13	0.14	0.14
7,298.3	-634.0	114,361.0	Fed/Hermes Govt Oblig Fund/Select k	4	0.01	0.01	0.37	0.37	0.37	0.37
163.6	5.6	11,540.1	Fed/Hermes Govt Reserves Fund/CI A k	4	0.01	0.01	0.16	0.16	0.16	0.16
1.0	-0.1	11,540.1	Fed/Hermes Govt Reserves Fund/CI B k	4	0.01	0.01	0.08	0.08	0.08	0.08
8.5	-0.1	11,540.1	Fed/Hermes Govt Reserves Fund/CI C k	4	0.01	0.01	0.08	0.08	0.08	0.08
2.0	0.0	11,540.1	Fed/Hermes Govt Reserves Fund/CI F k	4	0.01	0.01	0.16	0.16	0.16	0.16
11,365.0	138.7	11,540.1	Fed/Hermes Govt Reserves Fund/CI P k	4	0.01	0.01	0.13	0.13	0.13	0.13
90.2	-1.7	90.2	Federated Hermes Govt Money Fund II k r	4	0.00	0.00	0.20	0.20	0.20	0.20
196,747.4	6,445.8	218,527.4	Fidelity Government MMF	4	0.01	0.01	0.26	0.26	0.26	0.26
214,847.4	4,476.5	214,847.4	Fidelity Govt Cash Reserves	4	0.01	0.01	0.27	0.27	0.27	0.27
133.7	.2	218,527.4	Fidelity Govt MMF/Adv M	4	0.01	0.01	0.20	0.20	0.20	0.20
8,866.7	677.1	218,527.4	Fidelity Govt MMF/Cap Reserves	4	0.01	0.01	0.14	0.14	0.14	0.14
7,474.7	-33.8	218,527.4	Fidelity Govt MMF/Daily Money	4	0.01	0.01	0.19	0.19	0.19	0.19
5,304.9	-185.5	218,527.4	Fidelity Govt MMF/Premium	4	0.01	0.01	0.29	0.29	0.29	0.29
3,535.2	-69.2	12,366.6	Franklin US Govt Money Fund/CI A k	4	0.00	0.00	0.22	0.22	0.22	0.22
211.1	-4.9	12,366.6	Franklin US Govt Money Fund/CI C k	4	0.00	0.00	0.07	0.07	0.07	0.07
7.6	-0.5	12,366.6	Franklin US Govt Money Fund/CI R k	4	0.00	0.00	0.10	0.10	0.10	0.10
53.3	2.7	12,366.6	Franklin US Govt Money Fund/CI R6 k	4	0.00	0.00	0.23	0.23	0.24	0.24
2.3	0.0	3,871.2	General Govt Secs MMF/CI A k r	4	0.01	0.01	0.15	0.15	0.15	0.15
2,044.4	192.9	3,871.2	General Govt Secs MMF/CI B k r	4	0.01	0.01	0.12	0.12	0.12	0.12
1,824.6	77.5	3,871.2	General Govt Secs MMF/Dreyfus Class k r	4	0.01	0.01	0.22	0.22	0.22	0.22
275.7	-10.5	164,890.3	Goldman Sachs FS Govt Fund/CI A k r	4	0.01	0.02	0.25	0.27	0.25	0.27
5.9	-0.6	164,890.3	Goldman Sachs FS Govt Fund/CI C k r	4	0.01	0.02	0.08	0.10	0.08	0.10
476.1	-15.6	1,638.4	Guidestone MMF/GS4 Class	4	0.00	0.00	0.28	0.28	0.28	0.28
172.6	-2.9	172.6	Homestead Daily Income Fund k	4	0.05	0.05	0.19	0.19	0.19	0.19
2,574.5	-47.4	3,156.2	Invesco Govt MMF/Cash Reserve k	4	0.01	0.01	0.25	0.25	0.25	0.25
55.0	-4.3	3,156.2	Invesco Govt MMF/CI Y k	4	0.01	0.01	0.30	0.30	0.30	0.30
72.6	-1.9	3,156.2	Invesco Govt MMF/Class AX k	4	0.01	0.01	0.25	0.25	0.25	0.25
148.8	-29.9	3,156.2	Invesco Govt MMF/Class C k	4	0.01	0.01	0.08	0.08	0.08	0.08
.3	-0.1	3,156.2	Invesco Govt MMF/Class CX k	4	0.01	0.01	0.08	0.08	0.08	0.08
182.4	.9	3,156.2	Invesco Govt MMF/Class R k	4	0.01	0.01	0.19	0.19	0.19	0.19
122.6	-3.2	3,156.2	Invesco Govt MMF/Investor k	4	0.01	0.01	0.30	0.30	0.30	0.30
1,503.9	-28.0	1,503.9	Invesco Oppenheimer Govt MMF/CI Y k	4	0.01	0.01	0.21	0.21	0.21	0.21
363.6	-162.6	363.6	Invesco Oppenheimer VI Govt MMF/SI k r	4	0.01	0.01	0.22	0.22	0.22	0.22
190.3	2.4	210.8	Ivy Govt MMF/CI A k	4	0.01	0.01	0.27	0.27	0.27	0.27
.7	0.0	210.8	Ivy Govt MMF/CI B k r	4	0.01	0.01	0.06	0.06	0.06	0.06
7.8	0.0	210.8	Ivy Govt MMF/CI C k	4	0.01	0.01	0.05	0.05	0.05	0.05
11.7	-0.2	210.8	Ivy Govt MMF/CI E k r	4	0.01	0.01	0.35	0.35	0.35	0.35
.3	0.0	210.8	Ivy Govt MMF/CI N k	4	0.01	0.01	0.35	0.35	0.35	0.35
942.4	3.8	955.8	John Hancock MMF/CI A	4	0.01	0.01	0.23	0.23	0.23	0.23
13.4	.3	955.8	John Hancock MMF/CI C r	4	0.01	0.01	0.23	0.23	0.23	0.23

RESULTS FOR: 12/1/20 – 12/31/20

Assets (\$ mils)	1-Mo Change	Total Portfolio	TAXABLE FUNDS	Valuation Method	Investment Results (%)					
					Current Month		Year-To Date		12-Month	
					Yield	Total Return	Yield	Total Return	Yield	Total Return
52.9	-0.4	3,477.4	JPMorgan Federal MMF/Morgan k	4	0.03	0.03	0.23	0.23	0.23	0.23
398.0	3.0	192,931.9	JPMorgan US Govt MMF/E*Trade k	4	0.01	0.01	0.13	0.13	0.13	0.13
893.4	-44.0	192,931.9	JPMorgan US Govt MMF/Investor k r	4	0.01	0.01	0.24	0.24	0.24	0.24
1,877.8	-649.7	192,931.9	JPMorgan US Govt MMF/Morgan k	4	0.01	0.01	0.22	0.22	0.22	0.22
550.2	-28.7	192,931.9	JPMorgan US Govt MMF/Service k r	4	0.01	0.01	0.13	0.13	0.13	0.13
696.5	-29.1	741.9	Lord Abbett US Govt & Govt SE MMF/A k	4	0.01	0.01	0.24	0.24	0.24	0.24
38.7	-2.0	741.9	Lord Abbett US Govt & Govt SE MMF/C k r	4	0.01	0.01	0.24	0.24	0.24	0.24
6.7	-0.7	741.9	Lord Abbett US Govt & Govt SE MMF/I k r	4	0.01	0.01	0.24	0.24	0.24	0.24
161.8	1.6	302.1	MFS US Govt Cash Reserve Fund/CI A k	4	0.00	0.00	0.17	0.17	0.17	0.17
9.0	-0.2	302.1	MFS US Govt Cash Reserve Fund/CI B k	4	0.00	0.00	0.17	0.17	0.17	0.17
27.7	-4.9	302.1	MFS US Govt Cash Reserve Fund/CI C k	4	0.00	0.00	0.17	0.17	0.17	0.17
30.0	0.0	302.1	MFS US Govt Cash Reserve Fund/CI EA k	4	0.00	0.00	0.15	0.15	0.16	0.16
.2	0.0	302.1	MFS US Govt Cash Reserve Fund/CI EB k	4	0.00	0.00	0.15	0.15	0.16	0.16
6.5	-1.9	302.1	MFS US Govt Cash Reserve Fund/CI EC k	4	0.00	0.00	0.15	0.15	0.16	0.16
9.9	-1.2	302.1	MFS US Govt Cash Reserve Fund/CI R1 k r	4	0.00	0.00	0.17	0.17	0.17	0.17
32.0	-2.1	302.1	MFS US Govt Cash Reserve Fund/CI R2 k r	4	0.00	0.00	0.17	0.17	0.17	0.17
22.2	-2.8	302.1	MFS US Govt Cash Reserve Fund/CI R3 k	4	0.00	0.00	0.17	0.17	0.17	0.17
2.7	0.0	302.1	MFS US Govt Cash Reserve Fund/CI R4 k	4	0.00	0.00	0.17	0.17	0.17	0.17
526.6	-20.4	526.6	MFS US Govt MMF k	4	0.00	0.00	0.19	0.19	0.19	0.19
156.6	-23.0	271.3	MFS VIT II/MFS US Govt MMP/Initial k r	4	0.00	0.00	0.22	0.22	0.22	0.22
114.7	0.0	271.3	MFS VIT II/MFS US Govt MMP/Service k r	4	0.00	0.00	0.22	0.22	0.22	0.22
587.0	-10.7	707.4	Morgan Stanley US Govt MMT/CI B k	4	0.01	0.01	0.29	0.29	0.29	0.29
120.4	-5.1	707.4	Morgan Stanley US Govt MMT/CI S	4	0.01	0.01	0.29	0.29	0.29	0.29
372.2	-3.0	625.2	Nationwide Govt MMF/Investor Shrs k	4	0.00	0.00	0.22	0.22	0.22	0.22
1.8	.2	625.2	Nationwide Govt MMF/Service Class k r	4	0.00	0.00	0.18	0.18	0.18	0.18
963.8	8.1	1,819.1	Nationwide NVIT Govt MMF/Class I k r	4	0.00	0.00	0.24	0.24	0.24	0.24
155.3	-5.5	1,819.1	Nationwide NVIT Govt MMF/Class II k r	4	0.00	0.00	0.18	0.18	0.18	0.18
34.7	.3	1,819.1	Nationwide NVIT Govt MMF/Class IV k r	4	0.00	0.00	0.24	0.24	0.24	0.24
665.3	11.2	1,819.1	Nationwide NVIT Govt MMF/Class V k r	4	0.00	0.00	0.26	0.26	0.26	0.26
18,787.0	1,576.4	18,787.0	Northern US Govt MMF	4	0.00	0.00	0.31	0.31	0.31	0.31
4,133.2	426.4	4,133.2	Northern US Govt Select MMF	4	0.00	0.00	0.31	0.31	0.31	0.31
295.6	-15.3	295.6	PACE Govt Money Market Investments k r	4	0.01	0.01	0.21	0.21	0.21	0.21
272.0	-12.5	272.0	Payden Cash Reserves MMF	4	0.07	0.07	0.32	0.32	0.32	0.32
64.0	-15.7	1,803.5	PIMCO Govt MMF/Admin	4	0.00	0.01	0.30	0.29	0.30	0.30
683.7	-39.0	1,803.5	PIMCO Govt MMF/CI A k	4	0.00	0.01	0.26	0.26	0.27	0.26
48.1	-3.9	1,803.5	PIMCO Govt MMF/CI C k	4	0.00	0.01	0.26	0.26	0.27	0.26
257.2	-3.6	307.6	Pioneer U.S. Govt MMF/CI A k	4	0.01	0.01	0.20	0.20	0.20	0.20
1.8	.1	307.6	Pioneer U.S. Govt MMF/CI R k	4	0.01	0.01	0.12	0.12	0.12	0.12
471.4	11.1	574.5	Prudential Govt MMF/CI A	4	0.01	0.01	0.21	0.21	0.21	0.21
14.8	.5	574.5	Prudential Govt MMF/CI C	4	0.01	0.01	0.20	0.20	0.20	0.20
88.2	-2.9	574.5	Prudential Govt MMF/CI Z r	4	0.01	0.01	0.26	0.26	0.26	0.26
154.1	-0.1	209.5	Putnam Govt MMF/CI A r	4	0.01	0.01	0.21	0.21	0.21	0.21
.5	0.0	209.5	Putnam Govt MMF/CI B r	4	0.01	0.01	0.21	0.21	0.21	0.21
2.2	0.0	209.5	Putnam Govt MMF/CI C	4	0.01	0.01	0.21	0.21	0.21	0.21
51.6	-1.1	209.5	Putnam Govt MMF/CI G r	4	0.01	0.01	0.24	0.24	0.25	0.25
>0.0	0.0	209.5	Putnam Govt MMF/CI P r	4	0.01	0.01	0.24	0.24	0.25	0.25
1.2	0.0	209.5	Putnam Govt MMF/CI R r	4	0.01	0.01	0.21	0.21	0.21	0.21
48.4	2.0	88.0	Putnam VT Govt MMF IA r	4	0.01	0.01	0.24	0.24	0.24	0.24
39.7	.6	88.0	Putnam VT Govt MMF IB r	4	0.01	0.01	0.19	0.19	0.19	0.19
2,929.4	587.1	12,821.9	RBC US Govt MMF/Investor	4	0.01	0.01	0.14	0.14	0.14	0.14
361.7	-11.6	361.7	Ready Assets Govt Liquidity Fund k	4	0.09	0.09	0.19	0.19	0.19	0.19
11,958.6	-797.8	33,579.9	Schwab Govt Money Fund/Investor k	4	0.01	0.01	0.30	0.30	0.30	0.30
20,118.9	1,105.7	33,579.9	Schwab Govt Money Fund/Sweep k	4	0.01	0.01	0.24	0.24	0.24	0.24
1,502.4	723.6	33,579.9	Schwab Govt Money Fund/Ultra Shrs k	4	0.01	0.01	-	-	-	-
185.3	-0.9	185.3	Schwab Govt Money Market Portfolio k r	4	0.01	0.01	0.29	0.29	0.29	0.29
1,816.2	-683.4	1,816.2	Schwab Retirement Govt Money Fund k r	4	0.01	0.01	0.40	0.40	0.41	0.41
9,395.6	-655.6	9,985.3	T Rowe Price Govt MF/Inv	4	0.01	0.01	0.27	0.27	0.27	0.27
390.2	-4.0	734.4	Thrivent MMF/CI A k	4	0.00	0.00	0.31	0.31	0.29	0.29
344.2	-0.7	734.4	Thrivent MMF/CI S k	4	0.00	0.00	0.32	0.32	0.32	0.32
312.1	-9.7	312.1	Thrivent Money Market Portfolio k r	4	0.00	0.00	0.29	0.29	0.29	0.29
1.2	0.0	1,840.3	TIAA-CREF MMF/Advisor k	4	0.00	0.00	0.53	0.53	0.54	0.54
322.1	-6.9	1,840.3	TIAA-CREF MMF/Retail k	4	0.00	0.00	0.27	0.27	0.27	0.27
273.7	-4.3	1,588.6	Transamerica Govt MMF/CI A k	4	0.17	0.17	0.39	0.39	0.39	0.39
15.2	0.0	1,588.6	Transamerica Govt MMF/CI C k	4	0.07	0.07	0.42	0.42	N/A	0.38
5.6	.4	1,588.6	Transamerica Govt MMF/CI I-2 k	4	0.24	0.24	0.45	0.45	0.45	0.45
1,105.1	72.3	1,588.6	Transamerica Govt MMF/CI R2 k	4	0.00	0.00	0.19	0.19	0.19	0.19
84.0	-8.0	1,588.6	Transamerica Govt MMF/CI R4 k	4	0.30	0.30	0.45	0.45	0.45	0.45
1,012.5	-12.3	1,012.5	UBS Liquid Assets Govt Fund k r	4	0.08	0.08	0.50	0.50	0.50	0.50
1,218.4	99.4	9,843.6	UBS RMA Government MMF k r	4	0.01	0.01	0.19	0.19	0.19	0.19
205,564.0	1,696.1	205,564.0	Vanguard Federal MMF	4	0.02	0.02	0.45	0.45	0.45	0.45
343.6	34.6	139,816.4	Wells Fargo Govt MMF/CI A k	4	0.01	0.01	0.22	0.22	0.22	0.22
2,358.9	391.3	139,816.4	Wells Fargo Govt MMF/Svc k	4	0.01	0.01	0.24	0.24	0.24	0.24
>0.0	0.0	139,816.4	Wells Fargo Govt MMF/Sweep k	4	0.02	0.02	-	-	-	-
1,360.6	148.6	14,656.6	Western Asset Govt Reserves/CI A k	4	0.01	0.01	0.21	0.21	0.21	0.21

RESULTS FOR: 12/1/20 – 12/31/20

Assets (\$ mils)	1-Mo Change	Total Portfolio	TAXABLE FUNDS	Valuation Method	Investment Results (%)					
					Current Month		Year-To Date		12-Month	
					Yield	Total Return	Yield	Total Return	Yield	Total Return
458.2	-7.3	14,656.6	Western Asset Govt Reserves/CI A2 k	4	0.01	0.01	0.17	0.17	0.17	0.17
1,686.9	121.9	8,602.8	Wilmington US Govt MMF/Admin k	4	0.01	0.01	0.21	0.21	0.21	0.21
1,053.7	-15.1	8,602.8	Wilmington US Govt MMF/Service k	4	0.01	0.01	0.17	0.17	0.17	0.17
\$838,385.9	\$13,209.7		SUBTOTAL & AVERAGES		0.01	0.01	0.23	0.23	0.23	0.24
			PRIME RETAIL							
21.0	-0.5	1,749.5	Amer Century Prime MMF/A Class k	4	0.01	0.01	0.29	0.29	0.29	0.29
3.4	.1	1,749.5	Amer Century Prime MMF/C Class k	4	0.01	0.01	0.13	0.13	0.13	0.13
1,725.0	7.7	1,749.5	Amer Century Prime MMF/Inv Class k	4	0.01	0.01	0.40	0.40	0.40	0.40
19.2	-2.7	2,558.1	BlackRock MMP/Inv C k	4	0.00	0.04	0.17	0.18	0.17	0.18
508.0	-24.6	2,558.1	BlackRock Wealth LEAF/Instit CI k	4	0.06	0.10	0.56	0.56	0.56	0.57
1,982.2	-93.0	2,558.1	BlackRock Wealth LEAF/Inv A k	4	0.02	0.06	0.37	0.38	0.37	0.38
>0.0	0.0	2,558.1	BlackRock Wealth LEAF/Premier	4	0.06	0.11	0.56	0.57	0.56	0.57
48.7	3.9	2,558.1	BlackRock Wealth LEAF/Svc CI k	4	0.03	0.07	0.37	0.38	0.37	0.38
280.7	3.3	633.1	BMO Prime MMF/Class Y k	4	0.01	0.01	0.31	0.31	0.31	0.31
352.4	43.4	633.1	BMO Prime MMF/Premier k	4	0.01	0.01	0.41	0.41	0.41	0.41
138.1	8.0	138.1	Dreyfus BASIC MMF k	4	0.01	0.01	0.35	0.35	0.35	0.35
379.6	.6	501.2	Dreyfus Liquid Assets/CI 1 k	4	0.01	0.01	0.26	0.26	0.26	0.26
17.4	-0.5	501.2	Dreyfus Liquid Assets/CI 2 k r	4	0.01	0.01	0.31	0.31	0.31	0.31
104.2	-0.6	501.2	Dreyfus Liquid Assets/CI Z k	4	0.01	0.01	0.24	0.24	0.24	0.24
171.2	13.6	171.2	Dreyfus Prime MMF/CI A k	4	0.01	0.01	0.45	0.45	0.45	0.45
39.4	-1.2	695.8	DWS MM Prime Ser/Cash Inv Tr/A k	4	0.01	0.01	0.30	0.36	0.30	0.36
6.1	-0.2	695.8	DWS MM Prime Ser/Cash Inv Tr/C k	4	0.01	0.01	0.10	0.15	0.10	0.15
178.0	-0.3	695.8	DWS MM Prime Ser/Cash Inv Tr/S k	4	0.01	0.01	0.39	0.45	0.40	0.45
472.2	1.4	695.8	DWS MM Prime Ser/DWS MMF k	4	0.01	0.01	0.40	0.46	0.40	0.46
4,601.2	138.6	4,601.2	Fed/Hermes Capital Reserves Fund k	4	0.01	0.01	0.20	0.20	0.20	0.20
1,385.2	-314.7	25,505.1	Fed/Hermes Prime Cash Oblig/Auto k	4	0.01	0.01	0.34	0.34	0.34	0.34
440.3	-17.1	25,505.1	Fed/Hermes Prime Cash Oblig/Capital k	4	0.01	0.01	0.46	0.46	0.46	0.46
1,256.6	41.8	25,505.1	Fed/Hermes Prime Cash Oblig/Cash II k	4	0.01	0.01	0.20	0.20	0.21	0.21
37.4	0.0	25,505.1	Fed/Hermes Prime Cash Oblig/Cash Se k	4	0.01	0.01	0.17	0.17	0.17	0.17
40.1	-1.4	25,505.1	Fed/Hermes Prime Cash Oblig/CI R k	4	0.01	0.01	0.15	0.15	0.15	0.15
2,366.3	-114.4	25,505.1	Fed/Hermes Prime Cash Oblig/Service k	4	0.01	0.01	0.38	0.38	0.38	0.38
3,672.4	-3.2	25,505.1	Fed/Hermes Prime Cash Oblig/Trust k	4	0.01	0.01	0.27	0.27	0.27	0.27
16,306.7	-541.3	25,505.1	Fed/Hermes Prime Cash Oblig/Wealth k	4	0.04	0.04	0.54	0.54	0.55	0.55
236.4	-28.9	56,596.4	Fidelity Inv Money Market/CI II	4	0.01	0.01	0.42	0.42	0.42	0.42
24,002.7	-1,011.6	56,596.4	Fidelity Inv Money Market/CI I	4	0.03	0.03	0.52	0.52	0.52	0.52
15.8	-1.0	56,596.4	Fidelity Inv Money Market/CI III	4	0.01	0.01	0.37	0.37	0.38	0.38
32,314.4	-591.7	56,596.4	Fidelity Inv Money Market/Instit	4	0.07	0.07	0.56	0.56	0.57	0.57
27.1	-11.1	56,596.4	Fidelity Inv Money Market/Select	4	0.01	0.01	0.48	0.48	0.49	0.49
40,318.6	-1,712.6	45,285.7	Fidelity MMF/Premium	4	0.01	0.01	0.42	0.42	0.42	0.42
4,967.0	-172.9	45,285.7	Fidelity Money Market Fund	4	0.01	0.01	0.36	0.36	0.36	0.36
378.5	-10.4	2,486.4	First Amer Retail Prime Obligs/CI A k	4	0.01	0.01	0.28	0.28	0.28	0.28
1,551.3	49.0	2,486.4	First Amer Retail Prime Obligs/CI T k	4	0.01	0.01	0.36	0.36	0.36	0.36
29.3	-1.6	2,486.4	First Amer Retail Prime Obligs/CI V k	4	0.01	0.01	0.42	0.42	0.42	0.42
27.3	-3.6	2,486.4	First Amer Retail Prime Obligs/CI X k	4	0.07	0.07	0.55	0.55	0.55	0.55
4.6	-4.0	2,486.4	First Amer Retail Prime Obligs/CI Y k	4	0.01	0.01	0.34	0.34	0.34	0.34
495.3	-15.2	2,486.4	First Amer Retail Prime Obligs/CI Z k	4	0.01	0.01	0.49	0.49	0.49	0.49
48.4	-1.7	3,006.0	General MMF/CI A k r	4	0.01	0.01	0.18	0.18	0.19	0.19
2,952.7	143.7	3,006.0	General MMF/CI B k r	4	0.01	0.01	0.16	0.16	0.16	0.16
4.9	-0.1	3,006.0	General MMF/Dreyfus Class k r	4	0.01	0.01	0.26	0.26	0.26	0.26
32.5	.8	1,787.4	Goldman Sachs Investor MMF/Admin k r	4	-0.07	0.02	0.38	0.43	0.39	0.43
211.0	-10.8	1,787.4	Goldman Sachs Investor MMF/CI A k r	4	-0.07	0.02	0.38	0.43	0.39	0.43
>0.0	0.0	1,787.4	Goldman Sachs Investor MMF/CI C k	4	-0.07	0.02	0.11	0.16	0.11	0.16
47.5	-2.3	1,787.4	Goldman Sachs Investor MMF/CMS k r	4	-0.07	0.02	0.16	0.21	0.16	0.21
1,440.5	-92.7	1,787.4	Goldman Sachs Investor MMF/Instit k r	4	-0.03	0.06	0.56	0.61	0.56	0.61
>0.0	0.0	1,787.4	Goldman Sachs Investor MMF/Resource k r	4	-0.07	0.02	0.27	0.31	0.27	0.31
55.8	5.6	1,787.4	Goldman Sachs Investor MMF/Service k r	4	-0.07	0.02	0.26	0.31	0.27	0.31
1,554.7	12.5	1,629.7	Invesco Premier Portfolio/Inst k	4	0.11	0.11	0.60	0.60	0.60	0.60
75.0	-2.6	1,629.7	Invesco Premier Portfolio/Inv k	4	0.11	0.11	0.60	0.60	0.60	0.60
1,665.6	10.6	1,668.6	Ivy Cash Management Fund/CI A k	4	0.02	0.02	0.35	0.35	0.35	0.35
.4	0.0	1,668.6	Ivy Cash Management Fund/CI B k r	4	0.02	0.02	0.09	0.09	0.09	0.09
2.5	0.0	1,668.6	Ivy Cash Management Fund/CI C k r	4	0.02	0.02	0.06	0.06	0.06	0.06
1,385.0	-162.2	12,804.5	JPMorgan Liquid Assets MMF/Agency k	4	0.05	0.05	0.54	0.54	0.54	0.54
4,781.3	590.3	12,804.5	JPMorgan Liquid Assets MMF/Capital k	4	0.08	0.08	0.62	0.62	0.62	0.62
36.6	-1.7	12,804.5	JPMorgan Liquid Assets MMF/CI C k	4	0.05	0.05	0.21	0.21	0.21	0.21
3,402.9	-224.4	12,804.5	JPMorgan Liquid Assets MMF/Instit k	4	0.05	0.05	0.59	0.59	0.59	0.59
3.9	.2	12,804.5	JPMorgan Liquid Assets MMF/Inv k r	4	0.05	0.05	0.38	0.38	0.38	0.38
632.6	-19.7	12,804.5	JPMorgan Liquid Assets MMF/Morgan k	4	0.05	0.05	0.34	0.34	0.34	0.34
2,557.7	-149.8	12,804.5	JPMorgan Liquid Assets MMF/Premier k	4	0.05	0.05	0.42	0.42	0.42	0.42
4.6	-0.4	12,804.5	JPMorgan Liquid Assets MMF/Reserve k	4	0.05	0.05	0.30	0.30	0.30	0.30
402.3	-6.6	481.8	MainStay MMF/Class A k	4	0.01	0.01	0.25	0.25	0.26	0.26
29.4	-0.4	481.8	MainStay MMF/Class B k	4	0.01	0.01	0.18	0.18	0.19	0.19
23.4	-2.2	481.8	MainStay MMF/Class C k	4	0.01	0.01	0.18	0.18	0.19	0.19
26.7	-1.9	481.8	MainStay MMF/Inv Class k	4	0.01	0.01	0.18	0.18	0.19	0.19
34.6	-1.5	34.6	Meeder Prime MMF k	4	0.03	0.03	0.45	0.45	0.45	0.45

RESULTS FOR: 12/1/20 – 12/31/20

Assets (\$ mils)	1-Mo Change	Total Portfolio	TAXABLE FUNDS	Valuation Method	Investment Results (%)					
					Current Month		Year-To Date		12-Month	
					Yield	Total Return	Yield	Total Return	Yield	Total Return
214.3	-17.2	214.3	Northern MMF	4	0.00	0.00	0.36	0.36	0.36	0.36
334.1	-8.4	786.0	Principal MMF/Class A k	4	0.00	0.00	0.38	0.38	0.38	0.38
451.9	-5.2	786.0	Principal MMF/Class J k	4	0.00	0.00	0.37	0.37	0.37	0.37
794.1	-23.2	824.6	Putnam MMF/CI A	4	0.01	0.01	0.35	0.35	0.35	0.35
3.7	-0.3	824.6	Putnam MMF/CI B r	4	0.01	0.01	0.35	0.35	0.35	0.35
18.7	-0.9	824.6	Putnam MMF/CI C r	4	0.01	0.01	0.35	0.35	0.35	0.35
8.0	-0.1	824.6	Putnam MMF/CI R	4	0.01	0.01	0.35	0.35	0.35	0.35
56,435.5	-2,453.8	94,108.3	Schwab Value Adv MF/Investor k	4	0.03	0.03	0.44	0.44	0.44	0.44
37,672.8	-1,760.9	94,108.3	Schwab Value Adv MF/Ultra k	4	0.03	0.03	0.53	0.53	0.53	0.53
4,159.7	-81.9	4,159.7	T Rowe Price Cash Reserves Fund	4	0.01	0.01	0.52	0.52	0.52	0.52
1,357.5	-145.8	5,002.3	UBS Prime Investor Fund k	4	0.01	0.01	0.35	0.35	0.35	0.35
801.8	-536.6	5,002.3	UBS Prime Preferred Fund k r	4	0.06	0.06	0.55	0.55	0.55	0.55
2,843.0	-398.6	5,002.3	UBS Prime Reserves Fund	4	0.02	0.02	0.51	0.51	0.51	0.51
2,183.4	-62.6	2,183.4	USAA Money Market Fund k	4	0.01	0.07	0.38	0.38	0.38	0.38
463.7	-6.2	4,900.1	Wells Fargo MMF/CI A k	4	0.01	0.01	0.38	0.38	0.38	0.38
3.2	-0.4	4,900.1	Wells Fargo MMF/CI C k	4	0.01	0.01	0.12	0.12	0.12	0.12
4,421.2	-172.6	4,900.1	Wells Fargo MMF/Premier k	4	0.11	0.11	0.68	0.68	0.68	0.68
12.0	-0.1	4,900.1	Wells Fargo MMF/Svc k	4	0.01	0.01	0.42	0.42	0.43	0.43
\$274,512.4	\$-9,961.0		SUBTOTAL & AVERAGES		0.02	0.03	0.36	0.36	0.36	0.37
GOVERNMENT INSTITUTIONAL										
8,182.5	32.0	14,448.2	AB Govt MMP/Class AB k r	4	0.03	0.03	0.43	0.43	0.43	0.43
2,269.4	-158.7	14,448.2	AB Govt MMP/Instit k	4	0.03	0.03	0.42	0.42	0.42	0.42
860.6	-55.8	860.6	Amer Beacon US Govt MM Select	4	0.01	0.01	0.39	0.39	0.39	0.39
4,208.1	620.7	4,300.6	BBH US Govt MMF/Instit k r	4	0.01	0.01	0.35	0.35	0.35	0.35
9,011.0	3,876.2	20,814.7	BlackRock Cash Funds:Treasury/I	4	0.04	0.16	0.39	0.40	0.40	0.41
11,008.7	-2,358.0	20,814.7	BlackRock Cash Funds:Treasury/SL r	4	0.06	0.17	0.42	0.43	0.42	0.43
261.4	-4.4	261.4	BlackRock Govt Money Market V.I. k	4	0.00	0.05	0.34	0.34	0.34	0.34
80.1	-2.9	6,118.3	BlackRock Liquidity:Fed Tr Admin	4	0.00	0.05	0.33	0.34	0.33	0.34
.4	0.0	6,118.3	BlackRock Liquidity:Fed Tr Cash Rs k	4	0.00	0.05	0.38	0.39	0.38	0.40
10.7	0.0	6,118.3	BlackRock Liquidity:Fed Tr CashMgt k	4	0.00	0.05	0.20	0.21	0.20	0.21
21.9	-0.9	6,118.3	BlackRock Liquidity:Fed Tr Dollar k	4	0.00	0.05	0.27	0.28	0.27	0.28
6,005.2	849.9	6,118.3	BlackRock Liquidity:Fed Tr Inst k	4	0.00	0.05	0.38	0.39	0.38	0.40
>0.0	0.0	6,118.3	BlackRock Liquidity:Fed Tr Prmr	4	0.00	0.05	0.38	0.39	0.38	0.40
2,842.0	-176.6	143,690.0	BlackRock Liquidity:FedFund Admin k	4	0.00	0.02	0.31	0.32	0.31	0.32
12,341.7	112.9	143,690.0	BlackRock Liquidity:FedFund Capital k	4	0.00	0.02	0.34	0.35	0.34	0.35
446.8	13.5	143,690.0	BlackRock Liquidity:FedFund CashMgt k	4	0.00	0.02	0.19	0.21	0.20	0.21
6,303.3	889.4	143,690.0	BlackRock Liquidity:FedFund CashRes k	4	0.00	0.02	0.22	0.23	0.22	0.23
3,227.3	28.7	143,690.0	BlackRock Liquidity:FedFund Dollar k	4	0.00	0.02	0.26	0.27	0.26	0.27
117,799.8	-34,532.1	143,690.0	BlackRock Liquidity:FedFund Inst k	4	0.00	0.02	0.37	0.38	0.37	0.38
1.5	1.0	143,690.0	BlackRock Liquidity:FedFund Prmr	4	0.00	0.02	0.37	0.38	0.37	0.38
477.0	-5.5	114,603.4	BlackRock Liquidity:T-Fund Admin k	4	0.00	0.03	0.29	0.30	0.29	0.30
16,865.5	615.3	114,603.4	BlackRock Liquidity:T-Fund Capital k	4	0.00	0.03	0.32	0.33	0.32	0.33
2,308.4	2,249.5	114,603.4	BlackRock Liquidity:T-Fund Cash Res k	4	0.00	0.03	0.21	0.22	0.21	0.22
1,022.3	-29.0	114,603.4	BlackRock Liquidity:T-Fund CashMgt k	4	0.00	0.03	0.19	0.20	0.19	0.20
914.5	88.7	114,603.4	BlackRock Liquidity:T-Fund Dollar k	4	0.00	0.03	0.24	0.25	0.25	0.25
92,973.5	4,369.0	114,603.4	BlackRock Liquidity:T-Fund Inst k	4	0.00	0.03	0.35	0.36	0.35	0.36
1.2	.4	114,603.4	BlackRock Liquidity:T-Fund/ Premier k	4	0.00	0.03	0.35	0.36	0.35	0.36
476.8	41.0	58,462.9	BlackRock Liquidity:Treas Tr Admin k	4	0.00	0.01	0.31	0.32	0.31	0.32
59.2	2.3	58,462.9	BlackRock Liquidity:Treas Tr CashMg k	4	0.00	0.01	0.19	0.20	0.19	0.20
106.8	-2.9	58,462.9	BlackRock Liquidity:Treas Tr CashRs	4	0.00	0.01	0.22	0.23	0.22	0.23
945.2	-3.9	58,462.9	BlackRock Liquidity:Treas Tr Dollar k	4	0.00	0.01	0.27	0.28	0.27	0.28
56,436.2	1,370.1	58,462.9	BlackRock Liquidity:Treas Tr Inst k	4	0.00	0.01	0.36	0.37	0.36	0.37
>0.0	0.0	58,462.9	BlackRock Liquidity:Treas Tr Prmr	4	0.00	0.02	0.36	0.37	0.36	0.37
109.0	-2.1	109.0	BlackRock Series/BlackRock Govt MMP k	4	0.00	0.00	0.26	0.26	0.26	0.26
3,378.8	165.3	4,090.7	BMO Govt MMF/Premier k	4	0.01	0.01	0.31	0.31	0.31	0.31
511.7	70.3	524.0	BNY Mellon Govt MMF/CI M k	4	0.01	0.01	0.31	0.31	0.31	0.31
241.4	-21.1	241.4	BNY Mellon Var Inv Fund/Govt MMP k r	4	0.01	0.01	0.21	0.21	0.21	0.21
136.8	-3.9	2,096.3	Cavalan Hill Govt Secs MMF/Instit k	4	0.01	0.01	0.30	0.30	0.30	0.30
361.7	41.9	2,096.3	Cavalan Hill Govt Secs MMF/Premier k r	4	0.01	0.01	0.32	0.32	0.32	0.32
975.9	138.8	2,096.3	Cavalan Hill Govt Secs MMF/Select k	4	0.01	0.01	0.35	0.35	0.35	0.35
93.1	-8.1	1,201.7	Cavalan Hill US Treas Fund/Inst k	4	0.01	0.01	0.29	0.29	0.29	0.29
35.6	-0.9	1,201.7	Cavalan Hill US Treas Fund/Select k	4	0.01	0.01	0.34	0.34	0.34	0.34
26.5	-1.1	1,201.7	Cavalan Hill US Treas Fund/Svc k	4	0.01	0.01	0.24	0.24	0.24	0.24
2,879.1	-584.1	3,745.4	City Natl Rochdale Govt MMF/Sveg	4	0.02	0.02	0.25	0.25	0.25	0.25
7.3	0.0	135.8	Davis Govt MMF/CI Y k	4	0.00	0.00	0.23	0.23	0.23	0.23
2,915.4	145.1	84,991.6	Dreyfus Govt Cash Mgmt/Admin k	4	0.02	0.02	0.31	0.31	0.31	0.31
77,447.2	10,653.4	84,991.6	Dreyfus Govt Cash Mgmt/Instit k	4	0.02	0.02	0.37	0.37	0.37	0.37
2,709.1	-678.4	84,991.6	Dreyfus Govt Cash Mgmt/Inv k	4	0.02	0.02	0.26	0.26	0.26	0.26
1,919.8	630.3	84,991.6	Dreyfus Govt Cash Mgmt/Part k	4	0.02	0.02	0.22	0.22	0.23	0.23
547.3	1.1	4,193.5	Dreyfus Govt Secs Cash Mgmt/Admin k	4	0.01	0.01	0.31	0.31	0.31	0.31
2,927.5	-497.9	4,193.5	Dreyfus Govt Secs Cash Mgmt/Inst k	4	0.01	0.01	0.37	0.37	0.37	0.37
343.0	8.5	4,193.5	Dreyfus Govt Secs Cash Mgmt/Inv k	4	0.01	0.01	0.26	0.26	0.26	0.26
375.7	-12.9	4,193.5	Dreyfus Govt Secs Cash Mgmt/Part k	4	0.01	0.01	0.22	0.22	0.22	0.22
1,023.7	-1,065.9	9,470.4	Dreyfus Inst Preferred Govt MMF/Ham k	4	0.01	0.01	0.35	0.35	0.35	0.35
8,370.7	-1,317.8	9,470.4	Dreyfus Inst Preferred Govt MMF/Ins k	4	0.03	0.03	0.40	0.40	0.40	0.40

RESULTS FOR: 12/1/20 – 12/31/20

Assets (\$ mils)	1-Mo Change	Total Portfolio	TAXABLE FUNDS	Valuation Method	Investment Results (%)					
					Current Month		Year-To Date		12-Month	
					Yield	Total Return	Yield	Total Return	Yield	Total Return
76.1	-0.6	9,470.4	Dreyfus Inst Preferred Govt MMF/Prm k	4	0.01	0.01	0.26	0.26	0.26	0.26
89.4	.5	149.5	Dreyfus Inst Preferred Treas Sec/Hm k r	4	0.01	0.01	0.35	0.35	0.35	0.35
12.7	-3.5	149.5	Dreyfus Inst Preferred Treas Sec/In k	4	0.01	0.01	0.39	0.39	0.39	0.39
47.4	-38.1	149.5	Dreyfus Inst Preferred Treas Sec/Pm k r	4	0.01	0.01	0.29	0.29	0.29	0.29
1,203.1	556.6	1,587.2	Dreyfus Inst Treas Secs CashAdv/Hm k	4	0.01	0.01	0.31	0.31	0.31	0.31
382.0	-26.9	1,587.2	Dreyfus Inst Treas Secs CashAdv/In k	4	0.01	0.01	0.32	0.32	0.32	0.32
2.1	.7	1,587.2	Dreyfus Inst Treas Secs CashAdv/Pm k	4	0.01	0.01	0.24	0.24	0.24	0.24
1,159.8	978.7	1,603.2	Dreyfus Inst TreasObligCash Adv/Ham k	4	0.01	0.01	0.30	0.30	0.30	0.30
249.9	91.3	1,603.2	Dreyfus Inst TreasObligCash Adv/Ins k	4	0.01	0.01	0.33	0.33	0.33	0.33
193.5	-68.3	1,603.2	Dreyfus Inst TreasObligCash Adv/Prm k	4	0.01	0.01	0.23	0.23	0.23	0.23
663.7	-11.9	23,583.1	Dreyfus Treas Oblig Cash Mgmt/Admin k	4	0.02	0.02	0.29	0.29	0.29	0.29
18,993.2	991.4	23,583.1	Dreyfus Treas Oblig Cash Mgmt/Inst k	4	0.02	0.02	0.34	0.34	0.35	0.35
1,426.4	40.1	23,583.1	Dreyfus Treas Oblig Cash Mgmt/Inv k	4	0.02	0.02	0.24	0.24	0.24	0.24
2,499.9	341.8	23,583.1	Dreyfus Treas Oblig Cash Mgmt/Part k	4	0.02	0.02	0.21	0.21	0.21	0.21
3,385.5	2.1	37,722.1	Dreyfus Treas Secs Cash Mgmt/Adm k	4	0.01	0.01	0.31	0.31	0.31	0.31
29,120.5	-736.3	37,722.1	Dreyfus Treas Secs Cash Mgmt/Inst k	4	0.01	0.01	0.36	0.36	0.36	0.36
1,280.5	97.1	37,722.1	Dreyfus Treas Secs Cash Mgmt/Inv k	4	0.01	0.01	0.26	0.26	0.26	0.26
3,935.6	651.0	37,722.1	Dreyfus Treas Secs Cash Mgmt/Part k	4	0.01	0.01	0.22	0.22	0.22	0.22
3,689.8	1,203.5	3,962.9	DWS Gov&Agy/DWSGovCsh Ins k	4	0.03	0.03	0.36	0.36	0.36	0.36
54.1	-109.8	3,962.9	DWS Gov&Agy/Govt Cash Managed k	4	0.01	0.01	0.28	0.28	0.28	0.28
217.7	-4.3	25,900.1	DWS Govt Cash Management Fund k	4	0.19	0.19	0.30	0.30	0.30	0.30
163.5	-25.2	25,900.1	DWS Govt Cash Resrvs Fund Inst k	4	0.01	0.01	0.31	0.31	0.31	0.31
25,518.9	2,078.2	25,900.1	DWS Govt MM Series/Instit Shrs k	4	0.03	0.03	0.40	0.40	0.40	0.40
>0.0	0.0	1,541.2	DWS Treas Port/Capital Shrs k	4	0.01	0.01	0.33	0.33	0.33	0.33
1,187.7	250.0	1,541.2	DWS Treas Port/Instit Shrs k	4	0.01	0.01	0.36	0.36	0.36	0.36
147.1	-2.9	7,660.0	Fed/Hermes Govt Oblig Tax Mgd/Auto k	4	0.00	0.01	0.23	0.24	0.23	0.24
4,609.1	300.7	7,660.0	Fed/Hermes Govt Oblig Tax Mgd/Instit k	4	0.00	0.01	0.36	0.37	0.36	0.37
2,903.9	-951.1	7,660.0	Fed/Hermes Govt Oblig Tax Mgd/Service k	4	0.00	0.01	0.26	0.26	0.26	0.26
68.2	68.0	114,361.0	Fed/Hermes Govt Oblig Fund/Adm	4	0.01	0.01	0.25	0.25	0.25	0.25
3,042.5	65.0	114,361.0	Fed/Hermes Govt Oblig Fund/Capital k	4	0.01	0.01	0.30	0.30	0.30	0.30
705.5	43.2	114,361.0	Fed/Hermes Govt Oblig Fund/Cash II k	4	0.01	0.01	0.17	0.17	0.17	0.17
24,155.3	-1,143.3	114,361.0	Fed/Hermes Govt Oblig Fund/Instit k	4	0.01	0.01	0.36	0.36	0.36	0.36
62,493.6	-77.2	114,361.0	Fed/Hermes Govt Oblig Fund/Premier k	4	0.01	0.01	0.39	0.39	0.39	0.39
13,168.4	733.5	114,361.0	Fed/Hermes Govt Oblig Fund/Service k	4	0.01	0.01	0.26	0.26	0.26	0.26
3,124.0	-385.0	114,361.0	Fed/Hermes Govt Oblig Fund/Trust k	4	0.01	0.01	0.20	0.20	0.20	0.20
1,870.5	-53.8	3,343.6	Fed/Hermes Tr for UST Oblig/Inst k	4	0.00	0.00	0.34	0.34	0.34	0.34
2,408.6	158.7	50,965.7	Fed/Hermes Treas Oblig Fund/Auto k	4	0.01	0.01	0.23	0.23	0.23	0.23
1,737.0	158.2	50,965.7	Fed/Hermes Treas Oblig Fund/Capital k	4	0.01	0.01	0.30	0.30	0.30	0.30
41,094.1	878.6	50,965.7	Fed/Hermes Treas Oblig Fund/Instit k	4	0.01	0.01	0.36	0.36	0.36	0.36
5,063.9	-633.5	50,965.7	Fed/Hermes Treas Oblig Fund/Service k	4	0.01	0.01	0.25	0.25	0.26	0.26
662.2	-758.7	50,965.7	Fed/Hermes Treas Oblig Fund/Trust k	4	0.01	0.01	0.20	0.20	0.20	0.20
32,700.1	112.3	36,506.1	Fed/Hermes US Treas Cash Res/Inst k	4	0.01	0.01	0.35	0.36	0.36	0.36
3,806.0	17.2	36,506.1	Fed/Hermes US Treas Cash Res/Service k	4	0.01	0.01	0.26	0.26	0.26	0.26
33,804.3	-340.0	141,674.9	Fidelity Inv Government/CI I	4	0.01	0.01	0.35	0.35	0.35	0.35
1,274.5	67.7	141,674.9	Fidelity Inv Government/CI II	4	0.01	0.01	0.28	0.28	0.28	0.28
3,700.4	92.1	141,674.9	Fidelity Inv Government/CI III	4	0.01	0.01	0.26	0.26	0.26	0.26
102,487.7	-3,159.6	141,674.9	Fidelity Inv Government/Instit	4	0.01	0.01	0.38	0.38	0.38	0.38
408.0	-24.3	141,674.9	Fidelity Inv Government/Select	4	0.01	0.01	0.32	0.32	0.32	0.32
11,251.8	7.4	35,939.6	Fidelity Inv Treas Only/CI I	4	0.01	0.01	0.35	0.35	0.36	0.36
994.0	32.3	35,939.6	Fidelity Inv Treas Only/CI II	4	0.01	0.01	0.29	0.29	0.29	0.29
1,161.6	119.0	35,939.6	Fidelity Inv Treas Only/CI III	4	0.01	0.01	0.26	0.26	0.26	0.26
105.4	8.3	35,939.6	Fidelity Inv Treas Only/CI IV	4	0.01	0.01	0.20	0.20	0.20	0.20
22,197.6	-173.5	35,939.6	Fidelity Inv Treas Only/Instit	4	0.01	0.01	0.38	0.38	0.38	0.38
229.2	59.8	35,939.6	Fidelity Inv Treas Only/Select	4	0.01	0.01	0.33	0.33	0.33	0.33
9,945.4	-309.4	26,551.6	Fidelity Inv Treasury/CI I	4	0.01	0.01	0.35	0.35	0.35	0.35
643.9	-37.5	26,551.6	Fidelity Inv Treasury/CI II	4	0.01	0.01	0.28	0.28	0.28	0.28
2,192.6	-346.7	26,551.6	Fidelity Inv Treasury/CI III	4	0.01	0.01	0.25	0.25	0.25	0.25
972.9	-23.8	26,551.6	Fidelity Inv Treasury/CI IV	4	0.01	0.01	0.20	0.20	0.20	0.20
12,613.1	-3,854.4	26,551.6	Fidelity Inv Treasury/Instit	4	0.01	0.01	0.38	0.38	0.38	0.38
183.7	-31.5	26,551.6	Fidelity Inv Treasury/Select	4	0.01	0.01	0.32	0.32	0.32	0.32
2,246.7	-254.6	6,197.4	Fidelity VIP Govt MMP/IC r	4	0.01	0.01	0.32	0.32	0.32	0.32
2,096.5	-63.4	6,197.4	Fidelity VIP Govt MMP/IN r	4	0.01	0.01	0.31	0.31	0.31	0.31
1,633.3	-76.2	6,197.4	Fidelity VIP Govt MMP/SC r	4	0.01	0.01	0.28	0.28	0.28	0.28
221.0	-5.5	6,197.4	Fidelity VIP Govt MMP/SC 2 r	4	0.01	0.01	0.24	0.24	0.24	0.24
332.8	-32.0	84,662.7	First Amer Govt Oblig/CI A k	4	0.01	0.01	0.18	0.18	0.18	0.18
3,481.1	-162.2	84,662.7	First Amer Govt Oblig/CI D k r	4	0.01	0.01	0.21	0.21	0.21	0.21
1,987.1	337.0	84,662.7	First Amer Govt Oblig/CI P k	4	0.04	0.04	0.38	0.38	0.38	0.38
1,500.2	166.8	84,662.7	First Amer Govt Oblig/CI T k	4	0.01	0.01	-	-	-	-
6,543.7	734.3	84,662.7	First Amer Govt Oblig/CI U k	4	0.04	0.04	0.41	0.41	0.41	0.41
1,953.9	129.0	84,662.7	First Amer Govt Oblig/CI V k	4	0.01	0.01	0.30	0.30	0.30	0.30
29,398.6	3,383.2	84,662.7	First Amer Govt Oblig/CI X k	4	0.04	0.04	0.39	0.39	0.40	0.40
9,584.0	-150.1	84,662.7	First Amer Govt Oblig/CI Y-Instit k	4	0.01	0.01	0.25	0.25	0.25	0.25
29,881.2	-342.7	84,662.7	First Amer Govt Oblig/CI Z k	4	0.03	0.03	0.36	0.36	0.37	0.37
161.1	-7.5	28,100.2	First Amer Treas Oblig/CI A k	4	0.01	0.01	0.18	0.18	0.18	0.18
1,817.2	-11.7	28,100.2	First Amer Treas Oblig/CI D k r	4	0.01	0.01	0.21	0.21	0.21	0.21

RESULTS FOR: 12/1/20 – 12/31/20

Assets (\$ mils)	1-Mo Change	Total Portfolio	TAXABLE FUNDS	Valuation Method	Investment Results (%)					
					Current Month		Year-To Date		12-Month	
					Yield	Total Return	Yield	Total Return	Yield	Total Return
841.9	22.8	28,100.2	First Amer Treas Oblig/CI P k	4	0.04	0.04	0.37	0.37	0.37	0.37
438.9	7.4	28,100.2	First Amer Treas Oblig/CI T k	4	0.01	0.01	-	-	-	-
587.6	60.3	28,100.2	First Amer Treas Oblig/CI V k	4	0.01	0.01	0.28	0.28	0.28	0.28
10,144.0	-1,209.8	28,100.2	First Amer Treas Oblig/CI X k	4	0.04	0.04	0.38	0.38	0.38	0.38
2,541.2	-30.8	28,100.2	First Amer Treas Oblig/CI Y k	4	0.01	0.01	0.24	0.24	0.24	0.24
11,568.3	119.3	28,100.2	First Amer Treas Oblig/CI Z k	4	0.03	0.03	0.35	0.35	0.35	0.35
42.5	-1.9	3,510.9	First Amer US Treas MMF/CI A k	4	0.00	0.00	0.16	0.16	0.17	0.17
103.6	31.4	3,510.9	First Amer US Treas MMF/CI D k r	4	0.00	0.00	0.20	0.20	0.20	0.20
86.1	3.6	3,510.9	First Amer US Treas MMF/CI T k	4	0.00	0.00	-	-	-	-
138.4	-17.4	3,510.9	First Amer US Treas MMF/CI V k	4	0.00	0.00	0.29	0.29	0.29	0.29
628.7	41.4	3,510.9	First Amer US Treas MMF/CI Y k	4	0.00	0.00	0.24	0.24	0.24	0.24
2,511.6	-95.1	3,510.9	First Amer US Treas MMF/CI Z k	4	0.01	0.01	0.34	0.34	0.34	0.34
8,559.4	408.3	12,366.6	Franklin IFT Money Port k	4	0.00	0.00	0.27	0.27	0.27	0.27
68.9	-7.3	3,606.5	Goldman Sachs FS Federal Instr/Adm k	4	-0.01	0.01	0.26	0.29	0.26	0.29
.5	-2.7	3,606.5	Goldman Sachs FS Federal Instr/Cap k	4	-0.01	0.01	0.30	0.33	0.30	0.33
75.8	2.3	3,606.5	Goldman Sachs FS Federal Instr/CMS k	4	-0.01	0.01	0.12	0.15	0.12	0.15
3,445.3	-194.6	3,606.5	Goldman Sachs FS Federal Instr/Inst k	4	0.00	0.01	0.39	0.41	0.39	0.42
6.0	0.0	3,606.5	Goldman Sachs FS Federal Instr/Pref k	4	-0.01	0.01	0.32	0.35	0.32	0.35
.1	0.0	3,606.5	Goldman Sachs FS Federal Instr/Prem k	4	0.00	0.01	0.23	0.26	0.23	0.26
>0.0	0.0	3,606.5	Goldman Sachs FS Federal Instr/Sel k	4	-0.01	0.00	0.36	0.39	0.36	0.39
9.8	-0.5	3,606.5	Goldman Sachs FS Federal Instr/Svc k	4	-0.01	0.01	0.19	0.22	0.19	0.22
6,820.0	1,113.2	164,890.3	Goldman Sachs FS Govt Fund/Adm k	4	0.01	0.02	0.25	0.27	0.25	0.27
1,152.6	-282.7	164,890.3	Goldman Sachs FS Govt Fund/Cap k	4	0.01	0.02	0.28	0.30	0.28	0.30
213.5	45.9	164,890.3	Goldman Sachs FS Govt Fund/CMS k	4	0.01	0.02	0.12	0.14	0.12	0.14
2,942.4	-100.5	164,890.3	Goldman Sachs FS Govt Fund/DrxHml k	4	0.01	0.02	0.38	0.40	0.38	0.40
149,891.2	-5,008.9	164,890.3	Goldman Sachs FS Govt Fund/Inst k	4	0.01	0.02	0.38	0.40	0.38	0.40
806.8	-13.4	164,890.3	Goldman Sachs FS Govt Fund/Pref k	4	0.01	0.02	0.31	0.33	0.31	0.33
175.3	-43.8	164,890.3	Goldman Sachs FS Govt Fund/Prem k	4	0.01	0.02	0.22	0.24	0.22	0.24
101.1	8.4	164,890.3	Goldman Sachs FS Govt Fund/R6 Shrs k	4	0.01	0.02	0.38	0.40	0.38	0.40
98.6	4.6	164,890.3	Goldman Sachs FS Govt Fund/Res k	4	0.01	0.02	0.15	0.17	0.15	0.17
1,543.2	1,094.6	164,890.3	Goldman Sachs FS Govt Fund/Sel k	4	0.01	0.02	0.35	0.38	0.36	0.38
863.9	3.8	164,890.3	Goldman Sachs FS Govt Fund/Ser k	4	0.01	0.02	0.18	0.20	0.19	0.21
1,668.9	90.2	77,981.9	Goldman Sachs FS Treas Instr/Adm k	4	0.00	0.01	0.26	0.27	0.26	0.27
723.7	48.0	77,981.9	Goldman Sachs FS Treas Instr/Cap k	4	0.00	0.01	0.29	0.30	0.29	0.30
10.0	.3	77,981.9	Goldman Sachs FS Treas Instr/CMS k	4	0.00	0.01	0.12	0.13	0.12	0.13
74,699.3	-1,198.7	77,981.9	Goldman Sachs FS Treas Instr/Inst k	4	0.00	0.01	0.36	0.38	0.36	0.38
123.4	-14.2	77,981.9	Goldman Sachs FS Treas Instr/Pref k	4	0.00	0.01	0.31	0.32	0.31	0.32
161.4	-1.2	77,981.9	Goldman Sachs FS Treas Instr/Prem k	4	0.00	0.01	0.23	0.24	0.23	0.24
271.7	-65.1	77,981.9	Goldman Sachs FS Treas Instr/Sel k	4	0.00	0.01	0.35	0.36	0.35	0.36
323.7	201.1	77,981.9	Goldman Sachs FS Treas Instr/Ser k	4	0.00	0.01	0.19	0.20	0.19	0.20
2,544.2	163.9	48,580.1	Goldman Sachs FS Treas Oblig/Adm k	4	0.03	0.04	0.23	0.25	0.23	0.25
318.5	-11.5	48,580.1	Goldman Sachs FS Treas Oblig/Cap k	4	0.03	0.04	0.26	0.29	0.26	0.29
20.3	0.0	48,580.1	Goldman Sachs FS Treas Oblig/CMS k	4	0.03	0.04	0.11	0.14	0.11	0.14
44,187.6	9,294.3	48,580.1	Goldman Sachs FS Treas Oblig/Inst k	4	0.03	0.04	0.35	0.37	0.35	0.37
435.6	-5.1	48,580.1	Goldman Sachs FS Treas Oblig/Pref k	4	0.03	0.04	0.29	0.31	0.29	0.31
14.3	.8	48,580.1	Goldman Sachs FS Treas Oblig/Prem k	4	0.03	0.04	0.21	0.23	0.21	0.23
185.5	-27.7	48,580.1	Goldman Sachs FS Treas Oblig/Sel k	4	0.03	0.04	0.33	0.35	0.33	0.35
874.1	-37.3	48,580.1	Goldman Sachs FS Treas Oblig/Ser k	4	0.03	0.04	0.18	0.20	0.18	0.20
611.7	1.2	13,281.9	Goldman Sachs FS Trs Solutions/Adm k	4	0.00	0.01	0.24	0.28	0.24	0.28
218.3	-16.0	13,281.9	Goldman Sachs FS Trs Solutions/Cap k	4	0.00	0.01	0.28	0.31	0.28	0.31
305.9	43.2	13,281.9	Goldman Sachs FS Trs Solutions/CMS k	4	0.00	0.01	0.11	0.14	0.11	0.14
11,720.4	1,201.6	13,281.9	Goldman Sachs FS Trs Solutions/Inst k	4	0.00	0.01	0.35	0.38	0.35	0.38
59.4	.1	13,281.9	Goldman Sachs FS Trs Solutions/Pref k	4	0.00	0.01	0.30	0.33	0.30	0.33
97.1	17.9	13,281.9	Goldman Sachs FS Trs Solutions/Prem k	4	0.00	0.01	0.22	0.25	0.22	0.25
5.8	-0.8	13,281.9	Goldman Sachs FS Trs Solutions/Sel k	4	0.00	0.01	0.33	0.36	0.33	0.36
263.3	23.1	13,281.9	Goldman Sachs FS Trs Solutions/Ser k	4	0.00	0.01	0.18	0.21	0.18	0.21
1,162.3	-79.9	1,638.4	Guidestone MMF/GS2 Class	4	0.00	0.00	0.43	0.43	0.43	0.43
1.6	0.0	35,921.9	HSBC US Govt MMF/CI A k	4	0.01	0.01	0.21	0.21	0.21	0.21
2,184.2	-47.9	35,921.9	HSBC US Govt MMF/CI D k	4	0.01	0.01	0.24	0.24	0.24	0.24
31,199.4	732.5	35,921.9	HSBC US Govt MMF/CI I k	4	0.03	0.03	0.39	0.39	0.39	0.39
1,384.9	226.3	35,921.9	HSBC US Govt MMF/CI Y k	4	0.01	0.01	0.32	0.32	0.32	0.32
585.7	199.3	35,921.9	HSBC US Govt MMF/Intermediary k	4	0.03	0.03	0.36	0.36	0.36	0.36
566.1	150.6	35,921.9	HSBC US Govt MMF/Intmdy Svc k	4	0.03	0.03	0.35	0.35	0.35	0.35
177.0	1.1	4,285.8	HSBC US Treas MMF/CI D k	4	0.02	0.02	0.24	0.24	0.24	0.24
2,930.7	192.8	4,285.8	HSBC US Treas MMF/CI I k	4	0.02	0.02	0.38	0.38	0.38	0.38
614.2	-35.2	4,285.8	HSBC US Treas MMF/CI Y k	4	0.02	0.02	0.32	0.32	0.32	0.32
349.9	93.5	4,285.8	HSBC US Treas MMF/Intermediary k	4	0.02	0.02	0.37	0.37	0.37	0.37
214.0	1.6	4,285.8	HSBC US Treas MMF/Intmdy Svc k	4	0.02	0.02	0.35	0.35	0.36	0.36
436.9	-28.1	35,402.4	Invesco Govt & Agency Port/Cash Mgt k	4	0.02	0.02	0.33	0.33	0.33	0.33
18.6	1.1	35,402.4	Invesco Govt & Agency Port/Corp k	4	0.02	0.02	0.36	0.36	0.36	0.36
33,833.2	6,898.0	35,402.4	Invesco Govt & Agency Port/Instit k	4	0.02	0.02	0.38	0.38	0.38	0.38
8.3	-2.2	35,402.4	Invesco Govt & Agency Port/Personal k	4	0.02	0.02	0.19	0.19	0.19	0.19
535.1	-58.6	35,402.4	Invesco Govt & Agency Port/Private k	4	0.01	0.01	0.25	0.25	0.25	0.25
463.7	42.1	35,402.4	Invesco Govt & Agency Port/Reserve k	4	0.02	0.02	0.13	0.13	0.13	0.13
106.6	-28.8	35,402.4	Invesco Govt & Agency Port/Resource k	4	0.02	0.02	0.30	0.30	0.30	0.30

RESULTS FOR: 12/1/20 – 12/31/20

Assets (\$ mils)	1-Mo Change	Total Portfolio	TAXABLE FUNDS	Valuation Method	Investment Results (%)					
					Current Month		Year-To Date		12-Month	
					Yield	Total Return	Yield	Total Return	Yield	Total Return
6,915.1	-257.6	6,959.8	Invesco Premier US Govt MMP/Inst k	4	0.01	0.01	0.37	0.37	0.37	0.37
44.7	.1	6,959.8	Invesco Premier US Govt MMP/Inv k	4	0.01	0.01	0.37	0.37	0.37	0.37
.3	0.0	1,593.5	Invesco Treas Oblig Port/Cash Mgt k	4	0.01	0.01	0.34	0.34	0.34	0.34
8.6	-0.9	1,593.5	Invesco Treas Oblig Port/Corp k	4	0.01	0.01	0.37	0.37	0.37	0.37
1,488.5	173.9	1,593.5	Invesco Treas Oblig Port/Inst k	4	0.01	0.01	0.39	0.39	0.39	0.39
.8	-0.1	1,593.5	Invesco Treas Oblig Port/Personal k	4	0.01	0.01	0.19	0.19	0.19	0.19
16.3	.1	1,593.5	Invesco Treas Oblig Port/Private k	4	0.01	0.01	0.27	0.27	0.28	0.28
78.8	15.0	1,593.5	Invesco Treas Oblig Port/Reserve k	4	0.01	0.01	0.12	0.12	0.12	0.12
.2	0.0	1,593.5	Invesco Treas Oblig Port/Resource k	4	0.01	0.01	0.31	0.31	0.31	0.31
394.4	-5.9	18,399.3	Invesco Treasury Portfolio/Cash Mgt k	4	0.01	0.01	0.30	0.30	0.31	0.31
569.5	229.5	18,399.3	Invesco Treasury Portfolio/Corp k	4	0.01	0.01	0.33	0.33	0.33	0.33
16,164.6	-1,698.3	18,399.3	Invesco Treasury Portfolio/Instit k	4	0.01	0.01	0.35	0.35	0.36	0.36
281.7	7.2	18,399.3	Invesco Treasury Portfolio/Personal k	4	0.01	0.01	0.19	0.19	0.19	0.19
387.2	7.8	18,399.3	Invesco Treasury Portfolio/Private k	4	0.01	0.01	0.24	0.24	0.25	0.25
536.8	-31.0	18,399.3	Invesco Treasury Portfolio/Reserve k	4	0.01	0.01	0.12	0.12	0.12	0.12
65.1	-140.4	18,399.3	Invesco Treasury Portfolio/Resource k	4	0.01	0.01	0.28	0.28	0.28	0.28
96.0	-24.5	96.0	Ivy VIP Govt Money Market k r	4	0.01	0.01	0.37	0.37	0.37	0.37
4,352.7	-215.9	92,314.2	JPMorgan 100% US Treas Secs MMF/Agn k	4	0.01	0.01	0.32	0.32	0.32	0.32
55,524.1	1,338.2	92,314.2	JPMorgan 100% US Treas Secs MMF/Cap k	4	0.01	0.01	0.37	0.37	0.37	0.37
25,377.7	-1,331.5	92,314.2	JPMorgan 100% US Treas Secs MMF/Ins k	4	0.01	0.01	0.35	0.35	0.35	0.35
2,146.7	-127.6	92,314.2	JPMorgan 100% US Treas Secs MMF/Prm k	4	0.01	0.01	0.25	0.25	0.25	0.25
2,678.1	393.6	92,314.2	JPMorgan 100% US Treas Secs MMF/Res k	4	0.01	0.01	0.19	0.19	0.19	0.19
.1	0.0	92,314.2	JPMorgan 100% US Treas Secs MMF/Acad k r	4	0.01	0.01	-	-	-	-
372.2	40.3	3,477.4	JPMorgan Federal MMF/Agency k	4	0.03	0.03	0.33	0.33	0.33	0.33
2,913.5	210.8	3,477.4	JPMorgan Federal MMF/Instit k	4	0.03	0.03	0.36	0.36	0.36	0.36
138.8	-12.6	3,477.4	JPMorgan Federal MMF/Premier k	4	0.03	0.03	0.27	0.27	0.27	0.27
1,853.2	139.1	192,931.9	JPMorgan US Govt MMF/Academy k	4	0.02	0.02	0.37	0.37	0.37	0.37
17,736.7	335.1	192,931.9	JPMorgan US Govt MMF/Agency k	4	0.01	0.01	0.32	0.32	0.32	0.32
123,863.0	1,645.3	192,931.9	JPMorgan US Govt MMF/Capital k	4	0.03	0.03	0.37	0.37	0.37	0.37
7,812.8	676.2	192,931.9	JPMorgan US Govt MMF/IM k r	4	0.03	0.03	0.41	0.41	0.41	0.41
33,502.2	198.6	192,931.9	JPMorgan US Govt MMF/Instit k	4	0.03	0.03	0.35	0.35	0.35	0.35
3,995.8	-2,755.5	192,931.9	JPMorgan US Govt MMF/Premier k	4	0.01	0.01	0.26	0.26	0.26	0.26
449.0	421.1	192,931.9	JPMorgan US Govt MMF/Reserve k	4	0.01	0.01	0.20	0.20	0.20	0.20
.1	0.0	28,243.4	JPMorgan US Treas Plus MMF/Acad k r	4	0.02	0.02	-	-	-	-
1,861.8	-33.7	28,243.4	JPMorgan US Treas Plus MMF/Agency k	4	0.01	0.01	0.32	0.32	0.32	0.32
12,017.9	1,907.3	28,243.4	JPMorgan US Treas Plus MMF/Capital k	4	0.03	0.03	0.38	0.38	0.38	0.38
13.3	-18.6	28,243.4	JPMorgan US Treas Plus MMF/IM k r	4	0.03	0.03	0.41	0.41	0.42	0.42
11,724.6	-1.7	28,243.4	JPMorgan US Treas Plus MMF/Instit k	4	0.03	0.03	0.35	0.35	0.36	0.36
1,773.7	42.5	28,243.4	JPMorgan US Treas Plus MMF/Premier k	4	0.01	0.01	0.25	0.25	0.25	0.25
4.5	0.0	28,243.4	JPMorgan US Treas Plus MMF/Reserve k	4	0.01	0.01	0.19	0.19	0.19	0.19
.1	0.0	9,698.8	Morgan Stanley ILF/Govt Sec/Admin k	4	0.01	0.01	0.29	0.29	0.29	0.29
39.7	-2.4	9,698.8	Morgan Stanley ILF/Govt Secs/Adv k	4	0.01	0.01	0.26	0.26	0.26	0.26
.4	0.0	9,698.8	Morgan Stanley ILF/Govt Secs/CMgt k	4	0.01	0.01	0.30	0.30	0.30	0.30
.1	0.0	9,698.8	Morgan Stanley ILF/Govt Secs/InsSel k	4	0.01	0.01	0.33	0.33	0.33	0.33
198.7	2.0	9,698.8	Morgan Stanley ILF/Govt Secs/Inst k	4	0.01	0.01	0.36	0.36	0.36	0.36
.1	0.0	9,698.8	Morgan Stanley ILF/Govt Secs/Inv k	4	0.01	0.01	0.31	0.31	0.31	0.31
9,459.9	1,321.6	9,698.8	Morgan Stanley ILF/Govt Secs/Part k	4	0.01	0.01	0.26	0.26	0.26	0.26
156.9	8.5	102,723.7	Morgan Stanley ILF/Govt/Adm k	4	0.03	0.03	0.29	0.29	0.29	0.29
1,305.7	76.1	102,723.7	Morgan Stanley ILF/Govt/Adv k	4	0.03	0.03	0.26	0.26	0.26	0.26
4.7	0.0	102,723.7	Morgan Stanley ILF/Govt/CashMgt k	4	0.03	0.03	0.29	0.29	0.29	0.29
11,104.9	-28.8	102,723.7	Morgan Stanley ILF/Govt/InsSel k	4	0.03	0.03	0.33	0.33	0.33	0.33
86,759.4	12,115.0	102,723.7	Morgan Stanley ILF/Govt/Inst k	4	0.03	0.03	0.35	0.35	0.35	0.35
1,593.1	60.6	102,723.7	Morgan Stanley ILF/Govt/Inv k	4	0.03	0.03	0.31	0.31	0.31	0.31
1,799.1	-9.7	102,723.7	Morgan Stanley ILF/Govt/Part k	4	0.03	0.03	0.21	0.21	0.21	0.21
.1	0.0	102,723.7	Morgan Stanley ILF/Govt/Select k	4	0.03	0.03	0.14	0.14	0.14	0.14
3.3	-0.1	37,886.7	Morgan Stanley ILF/Treas/Adm k	4	0.01	0.01	0.26	0.26	0.26	0.26
681.5	68.6	37,886.7	Morgan Stanley ILF/Treas/Adv k	4	0.01	0.01	0.24	0.24	0.24	0.24
17.5	0.0	37,886.7	Morgan Stanley ILF/Treas/CashMgt k	4	0.01	0.01	0.26	0.26	0.27	0.27
10,814.2	1,404.4	37,886.7	Morgan Stanley ILF/Treas/InsSel k	4	0.01	0.01	0.29	0.29	0.29	0.29
23,583.2	1,341.6	37,886.7	Morgan Stanley ILF/Treas/Inst k	4	0.01	0.01	0.32	0.32	0.32	0.32
34.3	-1.8	37,886.7	Morgan Stanley ILF/Treas/Inv k	4	0.01	0.01	0.28	0.28	0.28	0.28
2,752.6	329.2	37,886.7	Morgan Stanley ILF/Treas/Part k	4	0.01	0.01	0.19	0.19	0.19	0.19
.1	0.0	37,886.7	Morgan Stanley ILF/Treas/Select k	4	0.01	0.01	0.13	0.13	0.13	0.13
1.8	-0.3	54,080.3	Morgan Stanley ILF/TreasSec/Adm k	4	0.01	0.01	0.29	0.29	0.29	0.29
14.7	-13.0	54,080.3	Morgan Stanley ILF/TreasSec/Av k	4	0.01	0.01	0.26	0.26	0.26	0.26
11.1	0.0	54,080.3	Morgan Stanley ILF/TreasSec/CashMgt k	4	0.01	0.01	0.29	0.29	0.29	0.29
3,534.7	-467.0	54,080.3	Morgan Stanley ILF/TreasSec/InsSel k	4	0.01	0.01	0.33	0.33	0.33	0.33
50,517.7	3,515.3	54,080.3	Morgan Stanley ILF/TreasSec/Inst k	4	0.01	0.01	0.35	0.35	0.35	0.35
.1	0.0	54,080.3	Morgan Stanley ILF/TreasSec/Inv k	4	0.01	0.01	0.31	0.31	0.31	0.31
.3	.1	54,080.3	Morgan Stanley ILF/TreasSec/Part k	4	0.01	0.01	0.19	0.19	0.20	0.20
.1	0.0	54,080.3	Morgan Stanley ILF/TreasSec/Select k	4	0.01	0.01	0.13	0.13	0.13	0.13
251.2	-4.6	625.2	Nationwide Govt MMF/R6 Class k	4	0.00	0.00	0.25	0.25	0.25	0.25
55,298.6	345.5	76,331.4	Northern Inst Treas Port/Premier	4	0.01	0.01	0.37	0.37	0.37	0.37
21,032.8	-5,002.1	76,331.4	Northern Inst Treas Port/Shares	4	0.01	0.01	0.41	0.41	0.41	0.41
18,186.3	1,221.1	18,186.5	Northern Inst US Govt Port/Shares	4	0.00	0.00	0.36	0.36	0.36	0.36

RESULTS FOR: 12/1/20 – 12/31/20

Assets (\$ mil)	1-Mo Change	Total Portfolio	TAXABLE FUNDS	Valuation Method	Investment Results (%)					
					Current Month		Year-To Date		12-Month	
					Yield	Total Return	Yield	Total Return	Yield	Total Return
.1	0.0	18,186.5	Northern Inst US Govt Port/Svc	4	0.00	0.00	0.36	0.36	0.36	0.36
37,143.3	-3,159.9	39,323.6	Northern Inst US Govt Select/Shares	4	0.02	0.02	0.40	0.40	0.40	0.40
141.8	-5.8	39,323.6	Northern Inst US Govt Select/Svc	4	0.02	0.02	0.40	0.40	0.40	0.40
2,038.5	474.4	39,323.6	Northern Inst US Govt Select/WCS r	4	0.02	0.02	0.40	0.40	0.40	0.40
1,728.7	-420.0	1,728.7	PFM Funds: Govt Select Series/Inst k	4	0.03	0.03	0.41	0.41	0.41	0.42
18.4	-2.3	1,803.5	PIMCO Govt MMF/CI I-2 k	4	0.00	0.01	0.28	0.27	0.28	0.27
400.9	112.1	1,803.5	PIMCO Govt MMF/CI M	4	0.00	0.01	0.30	0.29	0.30	0.30
588.5	31.6	1,803.5	PIMCO Govt MMF/Instit	4	0.00	0.01	0.30	0.29	0.30	0.30
48.5	-1.4	307.6	Pioneer U.S. Govt MMF/CI Y k	4	0.01	0.01	0.22	0.22	0.22	0.22
1,750.9	-42.8	1,750.9	Plan Inv Fund/Govt/REPO Portfolio k r	4	0.11	0.11	0.43	0.43	0.43	0.43
6,444.7	-2,049.4	12,821.9	RBC US Govt MMF/Instit 1	4	0.01	0.01	0.41	0.41	0.41	0.41
3,447.8	-160.7	12,821.9	RBC US Govt MMF/Instit 2	4	0.01	0.01	0.33	0.33	0.33	0.33
2,482.5	159.7	2,482.5	SEI Daily Income Tr/Govt II/CI F	4	0.01	0.01	0.39	0.39	0.39	0.39
13.3	-0.7	8,435.1	SEI Daily Income Tr/Govt/CI CAA	4	0.01	0.01	0.35	0.35	0.35	0.35
8,421.8	-49.0	8,435.1	SEI Daily Income Tr/Govt/CI F	4	0.01	0.01	0.35	0.35	0.35	0.35
312.0	-75.8	312.0	SEI Daily Income Tr/Treas II/CI A	4	0.01	0.01	0.40	0.40	0.40	0.40
782.7	10.7	16,770.4	SSgA Cash Series: Treas Fund/CI G r	4	0.07	0.07	0.47	0.47	0.47	0.47
.6	0.0	79,607.0	SSgA Cash Series: US Govt Fund/CI C r	4	0.04	0.04	0.41	0.41	0.41	0.41
82.1	-0.8	79,607.0	SSgA Cash Series: US Govt Fund/CI G r	4	0.06	0.06	0.43	0.43	0.43	0.43
580.6	-13.6	79,607.0	SSgA Cash Series: US Govt Fund/CI L r	4	0.01	0.01	0.18	0.18	0.18	0.18
.3	0.0	16,770.4	State Street Inst Treas Fund/Admin	4	0.01	0.01	0.28	0.28	0.28	0.28
244.0	2.3	16,770.4	State Street Inst Treas Fund/Instit	4	0.01	0.01	0.38	0.38	0.38	0.38
479.9	45.7	16,770.4	State Street Inst Treas Fund/Invmt	4	0.01	0.01	0.27	0.27	0.27	0.27
555.5	112.2	16,770.4	State Street Inst Treas Fund/Invstr	4	0.01	0.01	0.35	0.35	0.35	0.35
14,707.9	-1,481.6	16,770.4	State Street Inst Treas Fund/Prem	4	0.01	0.01	0.40	0.40	0.40	0.41
.1	0.0	28,047.5	State Street Inst Treas Plus/Admin	4	0.01	0.01	0.27	0.27	0.27	0.27
90.6	33.8	28,047.5	State Street Inst Treas Plus/Instit	4	0.02	0.02	0.37	0.37	0.37	0.37
42.4	-0.4	28,047.5	State Street Inst Treas Plus/Invmt	4	0.01	0.01	0.25	0.25	0.25	0.25
546.6	91.6	28,047.5	State Street Inst Treas Plus/Invstr	4	0.01	0.01	0.34	0.34	0.34	0.34
20,004.1	3,677.2	28,047.5	State Street Inst Treas Plus/Prem	4	0.02	0.02	0.40	0.40	0.40	0.40
4,610.0	-250.0	28,047.5	State Street Inst Treas Plus/Trust	4	0.01	0.01	0.36	0.36	0.36	0.36
2,550.9	-123.7	79,607.0	State Street Inst US Govt MMF/Admin	4	0.01	0.01	0.26	0.26	0.27	0.27
6,024.9	1,045.9	79,607.0	State Street Inst US Govt MMF/CI G	4	0.06	0.06	0.43	0.43	0.43	0.43
1,349.4	90.6	79,607.0	State Street Inst US Govt MMF/Inst	4	0.02	0.02	0.37	0.37	0.37	0.37
483.2	76.5	79,607.0	State Street Inst US Govt MMF/Invmt	4	0.01	0.01	0.25	0.25	0.25	0.25
937.0	272.8	79,607.0	State Street Inst US Govt MMF/Invsr	4	0.01	0.01	0.33	0.33	0.33	0.33
67,598.3	7,970.9	79,607.0	State Street Inst US Govt MMF/Prem	4	0.03	0.03	0.39	0.39	0.39	0.39
7,423.4	-76.6	7,423.4	State Street Navg SL Govt Port r	4	0.11	0.11	0.42	0.42	0.43	0.43
2,753.9	-434.2	28,047.5	State Street Treas Oblig MMF	4	0.05	0.05	0.43	0.44	0.44	0.44
589.7	.8	9,985.3	T Rowe Price Govt MF/CI I	4	0.01	0.01	0.31	0.31	0.31	0.31
1,940.4	24.8	7,740.9	T Rowe Price US Treas MF/CI I	4	0.01	0.01	0.29	0.29	0.29	0.29
120.2	-5.5	120.2	TIAA-CREF Life Money Market k	4	0.00	0.00	0.40	0.40	0.40	0.40
969.0	-67.8	1,840.3	TIAA-CREF MMF/Instit k	4	0.02	0.02	0.42	0.42	0.42	0.42
229.2	-18.9	1,840.3	TIAA-CREF MMF/Premier k	4	0.00	0.00	0.34	0.34	0.34	0.34
318.9	-30.2	1,840.3	TIAA-CREF MMF/Retirement k	4	0.00	0.00	0.34	0.34	0.34	0.34
21.8	.6	1,588.6	Transamerica Govt MMF/CI I k	4	0.17	0.17	0.34	0.34	0.34	0.34
83.2	.2	1,588.6	Transamerica Govt MMF/CI I-3 k r	4	0.24	0.24	0.45	0.45	0.45	0.45
2,817.3	-488.3	9,843.6	UBS Select Govt Institutional Fund k	4	0.01	0.01	0.37	0.37	0.37	0.37
643.7	-63.7	9,843.6	UBS Select Govt Investor Fund k	4	0.01	0.01	0.26	0.26	0.26	0.26
5,164.3	-1,235.8	9,843.6	UBS Select Govt Preferred Fund k	4	0.01	0.01	0.40	0.40	0.40	0.40
10,633.3	-331.9	22,036.3	UBS Select Treasury Instit Fund k	4	0.01	0.01	0.36	0.36	0.36	0.36
1,515.3	-63.8	22,036.3	UBS Select Treasury Investor Fund k	4	0.01	0.01	0.24	0.24	0.24	0.24
9,887.7	-2,230.6	22,036.3	UBS Select Treasury Preferred Fund k	4	0.01	0.01	0.39	0.39	0.39	0.39
63.9	-1.8	963.0	Voya Govt Liquid Assets/CI I k	4	0.00	0.02	0.26	0.33	0.26	0.33
374.1	-20.7	963.0	Voya Govt Liquid Assets/CI S k	4	0.00	0.02	0.21	0.28	0.21	0.28
525.0	-10.4	963.0	Voya Govt Liquid Assets/CI S2 k	4	0.00	0.02	0.17	0.24	0.17	0.24
218.2	49.1	268.2	Voya Govt MMF/CI A k	4	0.00	0.02	0.24	0.31	0.24	0.31
2.7	.1	268.2	Voya Govt MMF/CI C k	4	0.00	0.02	0.05	0.11	0.05	0.11
47.0	-0.3	268.2	Voya Govt MMF/CI I k r	4	0.00	0.02	0.26	0.33	0.26	0.33
.4	0.0	268.2	Voya Govt MMF/CI W k	4	0.00	0.02	0.25	0.31	0.25	0.31
569.8	-54.9	569.8	Voya Govt MMP/CI I k r	4	0.00	0.02	0.25	0.32	0.25	0.32
519.9	-23.5	18,861.0	Wells Fargo 100% Treas MMF/Adm k	4	0.06	0.06	0.31	0.31	0.31	0.31
11,815.8	-403.1	18,861.0	Wells Fargo 100% Treas MMF/CI I k	4	0.06	0.06	0.36	0.36	0.36	0.36
3,786.4	-324.4	139,816.4	Wells Fargo Govt MMF/Adm k	4	0.01	0.01	0.28	0.28	0.28	0.28
41,211.4	-2,355.7	139,816.4	Wells Fargo Govt MMF/Inst k	4	0.01	0.01	0.34	0.34	0.34	0.34
92,116.2	-5,064.5	139,816.4	Wells Fargo Govt MMF/Select k	4	0.02	0.02	0.39	0.39	0.39	0.39
147.2	57.2	22,719.7	Wells Fargo Treas Plus MMF/Adm k	4	0.01	0.01	0.27	0.27	0.27	0.27
16,018.9	-431.3	22,719.7	Wells Fargo Treas Plus MMF/Inst k	4	0.01	0.01	0.33	0.33	0.33	0.33
3,382.1	-1,560.5	22,719.7	Wells Fargo Treas Plus MMF/Select k	4	0.01	0.01	0.37	0.37	0.37	0.37
996.8	-123.7	14,656.6	Western Asset Inst Govt Res/CI L k	4	0.01	0.01	0.33	0.33	0.34	0.34
9,926.6	894.6	14,656.6	Western Asset Inst Govt Res/Inst k	4	0.01	0.01	0.35	0.35	0.35	0.35
1,914.4	-41.9	14,656.6	Western Asset Inst Govt Res/Inv k	4	0.01	0.01	0.32	0.32	0.32	0.32
434.2	-450.2	465.1	Western Asset Inst US Treas Obl/Adm k	4	0.01	0.01	0.26	0.26	0.26	0.26
26.4	0.0	465.1	Western Asset Inst US Treas Obl/Ins k	4	0.01	0.01	0.30	0.30	0.30	0.30
4.5	0.0	465.1	Western Asset Inst US Treas Obl/Inv k	4	0.01	0.01	0.28	0.28	0.29	0.29

RESULTS FOR: 12/1/20 – 12/31/20

Assets (\$ mils)	1-Mo Change	Total Portfolio	TAXABLE FUNDS	Valuation Method	Investment Results (%)					
					Current Month		Year-To Date		12-Month	
					Yield	Total Return	Yield	Total Return	Yield	Total Return
5,416.5	126.6	9,961.7	Western Asset Inst US Treas Res/I k	4	0.01	0.01	0.35	0.35	0.36	0.36
3,843.0	330.7	9,961.7	Western Asset Inst US Treas Res/Inv k	4	0.01	0.01	0.33	0.33	0.33	0.33
85.1	-21.0	9,961.7	Western Asset Prem Inst UST Rsv/Cap k	4	0.02	0.02	0.40	0.40	0.40	0.40
.1	0.0	14,656.6	Western Asset Prmr Inst Gvt Rsv/Cap k	4	0.01	0.01	0.40	0.40	0.40	0.40
1,458.3	-126.0	8,602.8	Wilmington US Govt MMF/Instit k	4	0.01	0.01	0.31	0.31	0.32	0.32
4,403.9	145.3	8,602.8	Wilmington US Govt MMF/Select k	4	0.01	0.01	0.28	0.28	0.28	0.28
197.9	-133.2	1,353.0	Wilmington US Treasury MMF/Instit k	4	0.01	0.01	-	-	-	-
698.1	-46.0	1,353.0	Wilmington US Treasury MMF/Select k	4	0.01	0.01	0.28	0.28	0.28	0.28
\$2,552,435.5	\$9,098.3		SUBTOTAL & AVERAGES		0.01	0.02	0.30	0.31	0.30	0.31
PRIME INSTITUTIONAL										
60,592.1	-1,643.9	60,592.1	BlackRock Cash Funds: Instit/SL r	5	0.22	0.22	0.78	0.80	0.78	0.80
1,028.9	-19.9	1,678.9	BlackRock Liq Env Aware/Dir Shrs k	5	0.12	-0.03	0.62	0.66	0.62	0.66
649.7	369.1	1,678.9	BlackRock Liq Env Aware/Inst Shrs k	5	0.06	-0.09	0.55	0.59	0.55	0.59
.3	0.0	1,678.9	BlackRock Liq Env Aware/Inv A Shrs k	5	0.07	0.03	0.40	0.45	0.40	0.45
>0.0	0.0	9,860.9	BlackRock Liquidity:TempCash Dollar	5	0.00	-0.10	0.38	0.40	0.38	0.40
9,860.8	-850.5	9,860.9	BlackRock Liquidity:TempCash Inst k	5	0.08	0.10	0.57	0.59	0.57	0.59
>0.0	0.0	9,860.9	BlackRock Liquidity:TempCash Prmr	5	0.08	-0.02	0.57	0.59	0.57	0.59
9.7	.1	12,296.3	BlackRock Liquidity:TempFund Admin k	5	0.01	-0.06	0.45	0.48	0.46	0.48
573.1	-4.9	12,296.3	BlackRock Liquidity:TempFund CashMg k	5	0.00	-0.07	0.26	0.29	0.26	0.29
5.3	-0.6	12,296.3	BlackRock Liquidity:TempFund CashRs k	5	0.00	-0.07	0.33	0.36	0.33	0.36
108.2	3.7	12,296.3	BlackRock Liquidity:TempFund Dollar k	5	0.01	-0.06	0.37	0.40	0.37	0.40
11,599.0	-1,282.7	12,296.3	BlackRock Liquidity:TempFund Inst k	5	0.06	-0.02	0.54	0.57	0.55	0.57
1.0	0.0	12,296.3	BlackRock Liquidity:TempFund PrCl k	5	0.00	-0.07	0.26	0.29	0.26	0.29
68.8	5.9	5,325.1	Dreyfus Cash Mgmt/Admin k	5	0.01	0.01	0.45	0.52	0.45	0.52
5,044.7	34.5	5,325.1	Dreyfus Cash Mgmt/Instit k	5	0.08	0.08	0.54	0.61	0.55	0.62
211.6	29.5	5,325.1	Dreyfus Cash Mgmt/Inv k	5	0.01	0.01	0.35	0.41	0.35	0.41
46.6	-20.4	3,408.7	Dreyfus Inst Preferred MMF/Hamilton k	5	0.01	0.01	0.47	0.48	0.47	0.48
3,362.1	-581.0	3,408.7	Dreyfus Inst Preferred MMF/Instit	5	0.06	0.06	0.53	0.53	0.53	0.53
44.1	0.0	335.0	DWS ESG Liq Fund/Capital Shrs k	5	0.18	0.18	0.66	0.65	0.66	0.65
76.7	5.9	335.0	DWS ESG Liq Fund/Inst Rsvd Shrs k	5	0.15	0.03	0.63	0.61	0.63	0.61
214.2	-6.0	335.0	DWS ESG Liq Fund/Inst Shrs k	5	0.18	0.18	0.66	0.64	0.66	0.64
.2	0.0	1,107.9	Fed/Hermes Instit MM Mgmt/Cap k	5	0.01	0.01	0.53	0.53	0.54	0.54
4.9	0.0	1,107.9	Fed/Hermes Instit MM Mgmt/Eagle k r	5	0.01	0.01	0.47	0.47	0.47	0.47
1,102.1	-16.2	1,107.9	Fed/Hermes Instit MM Mgmt/Inst k	5	0.06	0.06	0.62	0.62	0.63	0.63
.7	-0.4	1,107.9	Fed/Hermes Instit MM Mgmt/Svc k	5	0.01	0.01	0.44	0.44	0.44	0.44
39.0	26.8	22,000.9	Fed/Hermes Instit Prime Oblig/Cap k	5	0.03	0.03	0.52	0.54	0.53	0.55
5,030.8	-748.7	22,000.9	Fed/Hermes Instit Prime Oblig/Inst k	5	0.08	-0.04	0.57	0.58	0.58	0.59
42.4	4.7	22,000.9	Fed/Hermes Instit Prime Oblig/Svc k	5	0.01	0.01	0.39	0.41	0.39	0.41
26.6	1.9	22,000.9	Fed/Hermes Instit Prime Val Oblg/Ca k	5	0.05	-0.19	0.49	0.49	0.49	0.49
15,794.3	-1,401.1	22,000.9	Fed/Hermes Instit Prime Val Oblg/In k	5	0.12	-0.12	0.58	0.58	0.58	0.58
1,067.8	-133.3	22,000.9	Fed/Hermes Instit Prime Val Oblg/Sv k	5	0.05	-0.19	0.39	0.39	0.39	0.39
73.3	3.7	960.7	First Amer Instit Prime Oblig/CI T k	5	0.01	0.01	0.34	0.34	0.34	0.34
36.4	6.9	960.7	First Amer Instit Prime Oblig/CI V k	5	0.01	0.01	0.39	0.39	0.39	0.39
220.1	-40.2	960.7	First Amer Instit Prime Oblig/CI Y k	5	0.01	-0.11	0.31	0.31	0.31	0.31
630.9	-167.6	960.7	First Amer Instit Prime Oblig/CI Z k	5	0.06	-0.06	0.51	0.50	0.51	0.50
4.9	1.5	3,548.8	Goldman Sachs FS MMF/Adm k	5	-0.05	0.02	0.40	0.43	0.40	0.43
7.1	-4.4	3,548.8	Goldman Sachs FS MMF/Cap k	5	-0.05	-0.10	0.47	0.50	0.47	0.50
>0.0	0.0	3,548.8	Goldman Sachs FS MMF/CMS k	5	-0.05	-0.34	0.26	0.14	0.26	0.14
3,534.4	-513.8	3,548.8	Goldman Sachs FS MMF/Inst k	5	-0.01	0.06	0.59	0.61	0.59	0.61
.1	0.0	3,548.8	Goldman Sachs FS MMF/Pref k	5	-0.05	0.02	0.50	0.52	0.51	0.52
2.4	0.0	3,548.8	Goldman Sachs FS MMF/Sel k	5	-0.02	-0.07	0.56	0.56	0.56	0.56
>0.0	0.0	3,548.8	Goldman Sachs FS MMF/Ser k	5	-0.05	-0.10	0.31	0.28	0.31	0.28
30.5	-61.9	2,448.0	Goldman Sachs FS Prime Oblig/Adm k	5	-0.04	-0.10	0.40	0.44	0.40	0.44
.9	0.0	2,448.0	Goldman Sachs FS Prime Oblig/Cap k	5	-0.04	0.02	0.46	0.50	0.46	0.50
100.9	0.0	2,448.0	Goldman Sachs FS Prime Oblig/DrxHml k	5	-0.02	0.04	0.57	0.57	0.57	0.57
2,266.3	-493.3	2,448.0	Goldman Sachs FS Prime Oblig/Inst k	5	-0.02	0.04	0.57	0.62	0.57	0.62
3.4	0.0	2,448.0	Goldman Sachs FS Prime Oblig/Pref k	5	-0.04	0.02	0.49	0.54	0.49	0.54
>0.0	0.0	2,448.0	Goldman Sachs FS Prime Oblig/Res k	5	-0.04	-0.34	0.27	0.21	0.27	0.21
46.0	7.6	2,448.0	Goldman Sachs FS Prime Oblig/Sel k	5	-0.04	-0.10	0.54	0.59	0.54	0.60
>0.0	0.0	2,448.0	Goldman Sachs FS Prime Oblig/Ser k	5	-0.04	0.13	0.29	0.27	0.29	0.27
2.9	0.0	2,368.4	Invesco Liquid Assets Port/Cash Mgt k	5	0.01	-0.11	0.50	0.50	0.50	0.50
>0.0	0.0	2,368.4	Invesco Liquid Assets Port/Corp k	5	0.05	-0.07	0.55	0.55	0.55	0.55
2,361.6	-258.8	2,368.4	Invesco Liquid Assets Port/Inst k	5	0.08	-0.04	0.58	0.58	0.58	0.58
>0.0	0.0	2,368.4	Invesco Liquid Assets Port/Personal k	5	0.01	-0.11	0.27	0.27	0.27	0.27
3.1	0.0	2,368.4	Invesco Liquid Assets Port/Private k	5	0.01	-0.11	0.37	0.37	0.37	0.37
.3	0.0	2,368.4	Invesco Liquid Assets Port/Reserve k	5	0.01	-0.11	0.18	0.18	0.18	0.18
.4	0.0	2,368.4	Invesco Liquid Assets Port/Resource k	5	0.01	-0.11	0.42	0.42	0.42	0.42
.5	0.0	336.9	Invesco STIC Prime Port/Cash Mgmt k	5	0.01	0.01	0.42	0.42	0.42	0.42
>0.0	0.0	336.9	Invesco STIC Prime Port/Corp k	5	0.01	0.01	0.44	0.44	0.44	0.44
334.5	105.9	336.9	Invesco STIC Prime Port/Instit k	5	0.01	0.01	0.46	0.46	0.46	0.46
.4	0.0	336.9	Invesco STIC Prime Port/Personal k	5	0.01	0.01	0.24	0.24	0.24	0.24
1.3	0.0	336.9	Invesco STIC Prime Port/Private k	5	0.01	0.01	0.33	0.33	0.33	0.33
.1	0.0	336.9	Invesco STIC Prime Port/Reserve k	5	0.01	0.01	0.15	0.15	0.15	0.15
.1	0.0	336.9	Invesco STIC Prime Port/Resource k	5	0.01	0.01	0.39	0.39	0.39	0.39
1,011.3	415.0	68,746.8	JPMorgan Prime MMF/Academy k r	5	0.10	0.10	0.62	0.65	0.62	0.65

RESULTS FOR: 12/1/20 – 12/31/20

Assets (\$ mils)	1-Mo Change	Total Portfolio	TAXABLE FUNDS	Valuation Method	Investment Results (%)					
					Current Month		Year-To Date		12-Month	
					Yield	Total Return	Yield	Total Return	Yield	Total Return
1,664.6	-658.6	68,746.8	JPMorgan Prime MMF/Agency k	5	0.01	-0.11	0.54	0.62	0.54	0.62
37,904.8	1,476.5	68,746.8	JPMorgan Prime MMF/Capital k	5	0.11	0.11	0.62	0.65	0.62	0.65
.7	0.0	68,746.8	JPMorgan Prime MMF/Class C k	5	0.01	-0.11	0.20	0.23	0.20	0.23
7,303.4	637.2	68,746.8	JPMorgan Prime MMF/IM k r	5	0.11	0.00	0.65	0.67	0.65	0.67
18,180.8	128.5	68,746.8	JPMorgan Prime MMF/Instit k	5	0.08	-0.03	0.59	0.61	0.59	0.61
1,267.4	-71.8	68,746.8	JPMorgan Prime MMF/Morgan k	5	0.01	-0.11	0.38	0.44	0.39	0.45
1,412.7	-198.6	68,746.8	JPMorgan Prime MMF/Premier k	5	0.01	-0.11	0.42	0.45	0.42	0.45
1.1	-0.1	68,746.8	JPMorgan Prime MMF/Reserve k	5	0.01	-0.11	0.29	0.33	0.29	0.33
336.4	3.5	336.4	Meeder Institutional Prime MMF k	5	0.08	0.08	0.54	0.57	0.54	0.57
.1	0.0	3,814.7	Morgan Stanley ILF/MMP/Adv k	5	0.01	0.01	0.42	0.44	0.42	0.44
8.8	0.0	3,814.7	Morgan Stanley ILF/MMP/CashMgt k	5	0.01	0.01	0.48	0.51	0.48	0.51
.1	0.0	3,814.7	Morgan Stanley ILF/MMP/InsSel k	5	0.04	0.04	0.57	0.59	0.57	0.59
3,805.8	-209.4	3,814.7	Morgan Stanley ILF/MMP/Inst k	5	0.09	-0.03	0.62	0.65	0.62	0.65
.1	0.0	3,814.7	Morgan Stanley ILF/MMP/Part k	5	0.01	0.01	0.30	0.32	0.30	0.32
5.5	0.0	14,525.0	Morgan Stanley ILF/Prime/CashMgt k	5	0.01	0.01	0.48	0.43	0.48	0.43
14,503.4	-3,773.6	14,525.0	Morgan Stanley ILF/Prime/Inst k	5	0.09	0.09	0.61	0.55	0.62	0.56
16.0	-8.0	14,525.0	Morgan Stanley ILF/Prime/InstSelect	5	0.04	0.04	0.56	0.50	0.57	0.51
60.8	-1.9	60.8	Plan Inv Fund/MMP k r	5	0.08	-0.04	0.52	0.54	0.52	0.54
3,404.2	-315.2	3,404.2	Schwab Variable Share Price MF k	5	0.03	-0.09	0.50	0.49	0.50	0.49
23.0	-13.0	926.3	State Street ESG Liq Resvs/Inst	5	0.09	0.10	0.54	0.54	0.54	0.54
.1	0.0	926.3	State Street ESG Liq Resvs/Inv	5	0.04	0.04	0.49	0.49	0.49	0.49
903.2	48.9	926.3	State Street ESG Liq Resvs/Prem	5	0.12	0.13	0.57	0.57	0.58	0.58
567.6	8.2	16,125.2	State Street Inst Liq Resvs/Admin	5	0.00	0.01	0.39	0.38	0.39	0.38
153.8	5.0	16,125.2	State Street Inst Liq Resvs/Instit	5	0.06	-0.05	0.55	0.55	0.55	0.55
>0.0	0.0	16,125.2	State Street Inst Liq Resvs/Invmt	5	0.00	0.00	0.36	0.37	0.36	0.37
97.9	-5.9	16,125.2	State Street Inst Liq Resvs/Invstr	4	0.01	0.02	0.50	0.50	0.50	0.50
14,853.6	-406.6	16,125.2	State Street Inst Liq Resvs/Prem	5	0.09	0.10	0.58	0.58	0.58	0.58
452.4	-158.9	16,125.2	State Street Inst Liq Resvs/Trust	5	0.04	0.04	0.52	0.52	0.52	0.52
20.6	-0.1	20.6	T Rowe Price Instit Cash Reserves	5	0.01	-0.53	0.54	0.60	0.54	0.60
6,768.0	-675.1	11,039.2	UBS Select Prime Institutional Fund	5	0.02	-0.10	0.51	0.52	0.51	0.52
2,055.0	-176.4	11,039.2	UBS Select Prime Investor Fund k	5	0.01	0.01	0.35	0.36	0.35	0.36
2,216.3	251.2	11,039.2	UBS Select Prime Preferred Fund k	5	0.07	0.07	0.55	0.56	0.55	0.56
91.5	-11.1	1,337.5	Wells Fargo Cash Inv MMF/Adm k	5	0.04	-0.08	0.46	0.46	0.46	0.46
467.4	-23.3	1,337.5	Wells Fargo Cash Inv MMF/Inst k	5	0.04	-0.07	0.56	0.56	0.56	0.56
675.3	-76.9	1,337.5	Wells Fargo Cash Inv MMF/Select k	5	0.11	0.00	0.63	0.64	0.63	0.64
103.3	-4.8	1,337.5	Wells Fargo Cash Inv MMF/Svc k	5	0.04	-0.08	0.38	0.38	0.38	0.38
78.5	-13.6	9,908.0	Wells Fargo Heritage MMF/Adm k r	5	0.02	0.02	0.47	0.46	0.47	0.46
951.5	-34.8	9,908.0	Wells Fargo Heritage MMF/Inst k	5	0.04	-0.07	0.56	0.54	0.57	0.55
8,834.2	-860.7	9,908.0	Wells Fargo Heritage MMF/Select k	5	0.11	0.00	0.63	0.61	0.64	0.62
43.8	2.4	9,908.0	Wells Fargo Heritage MMF/Svc k	5	0.02	0.02	0.41	0.40	0.42	0.41
5,074.7	-864.4	5,675.4	Western Asset Inst Liq Res/Inst k	5	0.10	-0.02	0.62	0.61	0.62	0.61
6.1	-0.1	5,675.4	Western Asset Inst Liq Res/Inv k	5	0.05	-0.07	0.57	0.56	0.57	0.56
14.6	.6	5,675.4	Western Asset Prem Liquid Res k r	5	0.01	-0.11	0.41	0.41	0.41	0.41
580.1	330.0	5,675.4	Western Asset Prmr Inst LiqRsvs/Cap k	5	0.16	0.04	0.69	0.69	0.69	0.69
\$262,189.0	\$-12,897.8		SUBTOTAL & AVERAGES		0.04	-0.02	0.47	0.48	0.48	0.48
\$4,169,339.6	\$-3,624.8		GRAND TOTAL TAXABLE (ALL)		0.02	0.01	0.31	0.32	0.31	0.32

Assets (\$ mils)	1-Mo Change	Total Portfolio	TAX-FREE FUNDS	Valuation Method	Investment Results (%)						
					Current Month		Year-To Date		12-Month		
					Yield	Total Return	Yield	Total Return	Yield	Total Return	
TAX-FREE NATIONAL RETAIL											
164.8	9.6	164.8	Amer Century T-F MMF/Inv Class k	4	0.01	0.01	0.35	0.35	0.36	0.36	
.2	0.0	89.0	BlackRock Liquidity:MuniFund Admin k	4	0.01	0.01	0.33	0.52	0.33	0.52	
5.8	.9	89.0	BlackRock Liquidity:MuniFund Dollar k	4	0.01	0.01	0.28	0.47	0.28	0.47	
80.9	-14.6	89.0	BlackRock Liquidity:MuniFund Inst k	4	0.01	0.01	0.38	0.57	0.38	0.57	
.3	0.0	89.0	BlackRock Liquidity:MuniFund PrCl k	4	0.01	0.01	0.21	0.40	0.21	0.40	
>0.0	0.0	89.0	BlackRock Liquidity:MuniFund Prmr	4	0.01	0.01	0.38	0.57	0.38	0.57	
1.8	.1	89.0	BlackRock Liquidity:MuniFund Select k	4	0.01	0.01	0.13	0.31	0.13	0.32	
54.7	2.7	348.9	BMO Tax Free MMF/Class Y k	4	0.01	0.01	0.35	0.35	0.35	0.35	
294.2	-1.7	348.9	BMO Tax Free MMF/Premier k	4	0.01	0.01	0.52	0.52	0.52	0.52	
380.1	-28.0	380.2	BNY Mellon National Muni MMF/Cl M k	4	0.01	0.01	0.38	0.38	0.38	0.38	
.1	0.0	380.2	BNY Mellon National Muni MMF/Inv k r	4	0.01	0.01	0.30	0.30	0.30	0.30	
4.6	-1.3	36.6	Dreyfus AMT-Free MuniCshMgtPls/Ins k	4	0.01	0.01	0.32	0.32	0.32	0.32	
32.0	13.3	36.6	Dreyfus AMT-Free MuniCshMgtPls/Inv k	4	0.01	0.01	0.25	0.25	0.25	0.25	
57.0	-18.9	262.9	DWS T-E/DWS T-E Cash Prem k	4	0.01	0.01	0.47	0.47	0.47	0.47	
109.4	-0.8	262.9	DWS T-E/DWS T-E MF k	4	0.01	0.01	0.45	0.45	0.46	0.46	
43.2	-1.9	262.9	DWS T-E/DWS Tax-Free MF/S k r	4	0.01	0.01	0.44	0.44	0.44	0.44	
8.3	-2.5	262.9	DWS T-E/Service Shrs k	4	0.01	0.01	0.19	0.19	0.19	0.19	
10.2	.8	262.9	DWS T-E/Tax Free Invmt Class k	4	0.01	0.01	0.31	0.31	0.32	0.32	
34.7	10.8	262.9	DWS T-E/Tax-Exempt Cash Mgd k	4	0.01	0.01	0.38	0.38	0.38	0.38	
358.5	-32.7	3,884.8	Fed/Hermes Muni Oblig Fund/Capital k	4	0.01	0.01	0.50	0.50	0.50	0.50	
80.1	35.9	3,884.8	Fed/Hermes Muni Oblig Fund/Cash II k	4	0.01	0.01	0.23	0.23	0.23	0.23	
304.0	21.3	3,884.8	Fed/Hermes Muni Oblig Fund/Cash Ser k	4	0.01	0.01	0.19	0.19	0.19	0.20	
808.8	9.2	3,884.8	Fed/Hermes Muni Oblig Fund/IAuto r	4	0.01	0.01	0.34	0.34	0.34	0.34	
12.7	.5	3,884.8	Fed/Hermes Muni Oblig Fund/Inv Shrs k	4	0.01	0.01	0.27	0.27	0.27	0.27	
277.1	-164.2	3,884.8	Fed/Hermes Muni Oblig Fund/Service k	4	0.01	0.01	0.39	0.40	0.40	0.40	
2,043.6	-114.5	3,884.8	Fed/Hermes Muni Oblig Fund/Wealth k	4	0.08	0.08	0.59	0.59	0.60	0.60	
186.7	-0.2	3,141.2	Fed/Hermes T-F Oblig Fund/Service k	4	0.01	0.03	0.35	0.35	0.35	0.35	
2,954.5	-63.1	3,141.2	Fed/Hermes T-F Oblig Fund/Wealth k	4	0.05	0.07	0.50	0.50	0.50	0.50	
5,202.3	-341.0	5,206.9	Fidelity Inv Tax-Exempt/CI I	4	0.01	0.01	0.47	0.47	0.47	0.47	
.4	0.0	5,206.9	Fidelity Inv Tax-Exempt/CI II	4	0.01	0.01	0.38	0.38	0.38	0.38	
1.6	0.0	5,206.9	Fidelity Inv Tax-Exempt/CI III	4	0.01	0.01	0.34	0.34	0.34	0.34	
2.6	0.0	5,206.9	Fidelity Inv Tax-Exempt/Select	4	0.01	0.01	0.43	0.43	0.43	0.43	
5,150.0	-75.3	5,150.0	Fidelity Municipal MMF	4	0.01	0.01	0.38	0.38	0.38	0.38	
47.5	-0.3	2,909.3	Fidelity T-E MMF/Cap Reserves	4	0.01	0.01	0.20	0.20	0.20	0.20	
66.4	4.8	2,909.3	Fidelity T-E MMF/Daily Money	4	0.01	0.01	0.27	0.27	0.27	0.27	
1,339.5	-46.5	2,909.3	Fidelity T-E MMF/Premium	4	0.01	0.01	0.40	0.40	0.40	0.40	
1,456.0	-15.2	2,909.3	Fidelity Tax-Exempt MMF	4	0.01	0.01	0.35	0.35	0.35	0.35	
60.1	-2.1	563.3	First Amer Retail T-F Oblig/CI A k	4	0.01	0.01	0.23	0.23	0.23	0.23	
426.8	25.5	563.3	First Amer Retail T-F Oblig/CI T k	4	0.01	0.01	-	-	-	-	
21.0	-6.5	563.3	First Amer Retail T-F Oblig/CI V k	4	0.01	0.01	0.38	0.38	0.38	0.38	
10.6	-1.0	563.3	First Amer Retail T-F Oblig/CI Y k	4	0.01	0.01	0.32	0.32	0.32	0.32	
44.8	-2.8	563.3	First Amer Retail T-F Oblig/CI Z k	4	0.01	0.01	0.44	0.44	0.44	0.44	
383.9	-34.3	722.8	General Municipal MMF/CI A k r	4	0.01	0.01	0.31	0.31	0.31	0.31	
338.9	-3.0	722.8	General Municipal MMF/CI B k r	4	0.01	0.01	0.19	0.19	0.19	0.19	
.3	0.0	1,339.0	Goldman Sachs Investor T-E MMF/Adm k r	4	0.01	0.07	0.27	0.27	0.27	0.27	
>0.0	0.0	1,339.0	Goldman Sachs Investor T-E MMF/Cap k r	4	0.01	0.07	0.30	0.31	0.30	0.31	
11.6	.8	1,339.0	Goldman Sachs Investor T-E MMF/CI A k r	4	0.01	0.07	0.27	0.27	0.27	0.27	
1,322.8	-38.9	1,339.0	Goldman Sachs Investor T-E MMF/Inst k r	4	0.01	0.07	0.38	0.38	0.38	0.38	
.3	0.0	1,339.0	Goldman Sachs Investor T-E MMF/Pref k r	4	0.01	0.07	0.32	0.33	0.33	0.33	
3.2	.3	1,339.0	Goldman Sachs Investor T-E MMF/Res k r	4	0.01	0.07	0.15	0.15	0.15	0.16	
>0.0	0.0	1,339.0	Goldman Sachs Investor T-E MMF/Sel k r	4	0.01	0.07	0.36	0.37	0.36	0.37	
.8	0.0	1,339.0	Goldman Sachs Investor T-E MMF/Ser k r	4	0.01	0.07	0.19	0.20	0.19	0.20	
4.7	-0.3	169.8	Invesco T-F Cash Reserve/Cash Mgt k	4	0.01	0.01	0.37	0.37	0.37	0.37	
125.4	-15.5	169.8	Invesco T-F Cash Reserve/Instit k	4	0.01	0.01	0.40	0.40	0.40	0.40	
10.7	.1	169.8	Invesco T-F Cash Reserve/Private k	4	0.01	0.01	0.32	0.32	0.32	0.32	
26.0	1.3	169.8	Invesco T-F Cash Reserve/Reserve k	4	0.01	0.01	0.16	0.16	0.16	0.16	
3.0	0.0	169.8	Invesco T-F Cash Reserve/Resource k	4	0.01	0.01	0.35	0.35	0.35	0.35	
74.0	-17.1	1,013.1	JPMorgan Muni MMF/Agency k	4	0.07	0.07	0.45	0.45	0.45	0.45	
781.9	-10.5	1,013.1	JPMorgan Muni MMF/Instit k	4	0.09	0.09	0.50	0.50	0.50	0.50	
47.7	-2.9	1,013.1	JPMorgan Muni MMF/Morgan k	4	0.07	0.07	0.30	0.30	0.30	0.30	
77.3	-12.8	1,013.1	JPMorgan Muni MMF/Premier k	4	0.07	0.07	0.34	0.34	0.34	0.34	
32.2	-3.5	1,013.1	JPMorgan Muni MMF/Service k r	4	0.07	0.07	0.18	0.18	0.18	0.18	
417.1	-57.3	8,998.4	JPMorgan Tax Free MMF/Agency k	4	0.01	0.01	0.39	0.39	0.39	0.39	
6,548.4	-94.3	8,998.4	JPMorgan Tax Free MMF/Instit k	4	0.03	0.03	0.43	0.43	0.43	0.43	
25.0	-0.5	8,998.4	JPMorgan Tax Free MMF/Morgan k	4	0.01	0.01	0.27	0.27	0.27	0.27	
534.3	-11.6	8,998.4	JPMorgan Tax Free MMF/Premier k	4	0.01	0.01	0.32	0.32	0.32	0.32	
1,473.7	126.4	8,998.4	JPMorgan Tax Free MMF/Reserve k	4	0.01	0.01	0.24	0.24	0.24	0.24	

RESULTS FOR: 12/1/20 – 12/31/20

Assets (\$ mils)	1-Mo Change	Total Portfolio	TAX-FREE FUNDS	Valuation Method	Investment Results (%)					
					Current Month		Year-To Date		12-Month	
					Yield	Total Return	Yield	Total Return	Yield	Total Return
16.8	-0.2	34.7	Morgan Stanley T-F Daily Inc Tr/R	4	0.01	0.01	0.38	0.38	0.38	0.38
17.9	-3.0	34.7	Morgan Stanley T-F Daily Inc Tr/S	4	0.01	0.01	0.38	0.38	0.38	0.38
92.4	-21.0	92.4	Northern Municipal MMF	4	0.00	0.00	0.34	0.34	0.34	0.34
834.9	-46.8	1,064.7	Schwab AMT Tax-Free MF/Investor k r	4	0.01	0.01	0.34	0.34	0.34	0.34
229.8	32.7	1,064.7	Schwab AMT Tax-Free MF/Ultra Shrs k	4	0.01	0.01	-	-	-	-
2,039.5	-85.6	11,960.2	Schwab Municipal MF/Investor k r	4	0.01	0.01	0.35	0.35	0.35	0.35
9,920.7	-870.4	11,960.2	Schwab Municipal MF/Ultra k	4	0.01	0.01	0.44	0.44	0.44	0.44
193.0	51.9	534.4	T Rowe Price Tax-Exempt MF/I Class r	4	0.01	0.01	0.32	0.32	0.32	0.32
341.4	-14.3	534.4	T Rowe Price Tax-Exempt MF/Inv	4	0.01	0.01	0.28	0.28	0.28	0.28
126.0	-9.5	968.5	UBS Tax-Free Investor Fund k	4	0.01	0.01	0.26	0.26	0.26	0.26
53.5	-50.8	968.5	UBS Tax-Free Preferred Fund k	4	0.01	0.01	0.36	0.36	0.36	0.36
789.1	-46.9	968.5	UBS Tax-Free Reserves Fund k	4	0.01	0.01	0.34	0.34	0.34	0.34
587.8	-15.7	587.8	USAA Tax Exempt MMF k	4	0.01	0.36	0.36	0.39	0.36	0.39
17,842.1	-130.4	17,842.1	Vanguard Municipal MMF/Investor	4	0.01	0.01	0.50	0.50	0.50	0.50
92.4	0.0	923.1	Wells Fargo Natl T-F MMF/Adm k	4	0.23	0.25	0.41	0.41	0.41	0.41
103.2	-2.3	923.1	Wells Fargo Natl T-F MMF/CI A k	4	0.23	0.25	0.31	0.31	0.31	0.31
663.4	-63.8	923.1	Wells Fargo Natl T-F MMF/Premier k	4	0.23	0.25	0.47	0.47	0.47	0.47
64.1	-1.1	923.1	Wells Fargo Natl T-F MMF/Svc k	4	0.23	0.25	0.35	0.35	0.35	0.36
4.1	-0.7	318.9	Western Asset Select T-F Rsv/Inv k	4	0.01	0.01	0.37	0.37	0.37	0.37
222.0	-7.4	318.9	Western Asset Select T-F Rsv/Select k	4	0.01	0.01	0.39	0.39	0.39	0.39
84.1	12.8	318.9	Western Asset T-F Reserves/CI A k	4	0.01	0.01	0.26	0.26	0.26	0.26
8.7	.2	318.9	Western Asset T-F Reserves/CI N k	4	0.01	0.01	0.22	0.22	0.22	0.22
\$68,708.0	\$-2,245.6		SUBTOTAL & AVERAGES		0.02	0.04	0.34	0.35	0.34	0.35
			TAX-FREE NATIONAL INST							
2.9	-0.2	5,604.5	BlackRock Liquidity:MuniCash Dollar k	5	0.01	0.01	0.29	0.29	0.30	0.30
5,601.6	614.6	5,604.5	BlackRock Liquidity:MuniCash Inst k	5	0.01	0.01	0.39	0.40	0.39	0.40
>0.0	0.0	5,604.5	BlackRock Liquidity:MuniCash Prmr	5	0.01	0.01	0.38	0.38	0.39	0.39
349.4	-143.5	380.5	Dreyfus AMT-Free T-E Cash Mgmt/Inst k	5	0.01	0.01	0.41	0.40	0.41	0.40
31.2	0.0	380.5	Dreyfus AMT-Free T-E Cash Mgmt/Inv k	5	0.01	0.01	0.32	0.29	0.32	0.29
329.7	-39.0	1,134.1	Fed-Hermes Instit T-F Cash Tr/Prem k	5	0.01	0.01	0.46	0.46	0.46	0.46
804.4	97.4	1,134.1	Fed/Hermes Instit T-F Cash Tr/CI IS k	5	0.01	0.01	0.43	0.43	0.44	0.44
18.7	-0.8	20.6	Invesco Premier T-E Portfolio/Inst k	5	0.01	0.01	0.39	0.39	0.40	0.40
1.9	-0.2	20.6	Invesco Premier T-E Portfolio/Inv k	5	0.01	0.01	0.39	0.39	0.40	0.40
23.8	-3.3	1,269.9	JPMorgan Instit Tax Free MMF/Agency k	4	0.01	0.01	0.36	0.42	0.36	0.42
66.2	-105.9	1,269.9	JPMorgan Instit Tax Free MMF/Cap k	3	0.06	0.06	0.42	0.48	0.43	0.49
963.0	42.1	1,269.9	JPMorgan Instit Tax Free MMF/IM k	4	0.08	0.08	0.45	0.45	0.45	0.45
216.9	-37.3	1,269.9	JPMorgan Instit Tax Free MMF/Instit k	4	0.04	0.04	0.40	0.46	0.40	0.46
4.8	0.0	310.8	Morgan Stanley ILF/T-E/CashMgt k	5	0.01	0.01	0.35	0.36	0.35	0.36
.1	0.0	310.8	Morgan Stanley ILF/T-E/InsSel k	5	0.01	0.13	0.39	0.40	0.39	0.40
305.9	-40.8	310.8	Morgan Stanley ILF/T-E/Inst k	5	0.01	0.13	0.42	0.43	0.43	0.44
169.6	-14.3	169.6	Northern Inst Muni MMP/Shares	5	0.00	0.00	0.40	0.40	0.40	0.40
1.3	0.0	236.2	Wells Fargo Muni Cash Mgmt/Adm k	5	0.01	-0.11	0.40	0.40	0.40	0.40
216.1	49.8	236.2	Wells Fargo Muni Cash Mgmt/Inst k	5	0.01	0.01	0.45	0.44	0.46	0.45
18.8	.3	236.2	Wells Fargo Muni Cash Mgmt/Svc k	5	0.01	0.01	0.35	0.48	0.35	0.48
\$9,126.3	\$418.9		SUBTOTAL & AVERAGES		0.02	0.02	0.39	0.41	0.40	0.41
			TAX-FREE STATE RETAIL							
			Arizona							
80.5	.1	80.5	Fidelity AZ Municipal MMF	4	0.01	0.01	0.33	0.33	0.33	0.33
			California							
129.6	1.2	129.6	Amer Century CA T-F MMF/Inv Class k	4	0.01	0.01	0.29	0.29	0.29	0.29
270.7	3.3	1,113.1	Fed/Hermes CA Muni Cash Tr/Cash II k	4	0.01	0.15	0.21	0.22	0.21	0.22
29.6	-1.0	1,113.1	Fed/Hermes CA Muni Cash Tr/Cash Ser k	4	0.01	0.15	0.12	0.13	0.12	0.13
143.8	2.0	1,113.1	Fed/Hermes CA Muni Cash Tr/Service k	4	0.01	0.15	0.26	0.27	0.26	0.28
542.8	-22.9	1,113.1	Fed/Hermes CA Muni Cash Tr/Wealth k	4	0.01	0.15	0.37	0.38	0.37	0.38
126.2	1.0	1,113.1	Federated Hermes CA MuniCash Tr/Cap k	4	0.01	0.15	0.32	0.33	0.32	0.33
527.9	-2.1	2,703.6	Fidelity CA AMT T-F MMF	4	0.01	0.01	0.33	0.33	0.34	0.34
2,174.1	-167.2	2,703.6	Fidelity CA AMT T-F MMF/Instit	4	0.01	0.01	0.39	0.39	0.39	0.39
1.5	0.0	2,703.6	Fidelity CA AMT T-F MMF/Service	4	0.01	0.01	0.28	0.28	0.28	0.28
1,413.6	-16.4	1,413.6	Fidelity CA Municipal MMF	4	0.01	0.01	0.34	0.34	0.34	0.34
74.2	-8.6	87.4	General CA Municipal MMF/CI A k r	4	0.01	0.01	0.30	0.30	0.30	0.30
13.1	-2.9	87.4	General CA Municipal MMF/CI B k r	4	0.01	0.01	0.25	0.25	0.25	0.25
29.4	5.1	318.1	JPMorgan CA Muni MMF/Agcy k	4	0.01	0.01	0.35	0.35	0.35	0.35
8.1	-1.2	318.1	JPMorgan CA Muni MMF/Morgan k	4	0.01	0.01	0.24	0.24	0.24	0.24
125.7	-1.7	318.1	JPMorgan CA Muni MMF/Premier k	4	0.01	0.01	0.28	0.28	0.28	0.28
13.0	-1.1	318.1	JPMorgan CA Muni MMF/Service k r	4	0.01	0.01	0.12	0.12	0.12	0.12
24.2	0.0	30.6	Morgan Stanley CA T-F Daily Inc/R	4	0.01	0.01	0.34	0.34	0.34	0.34

RESULTS FOR: 12/1/20 – 12/31/20

Assets (\$ mils)	1-Mo Change	Total Portfolio	TAX-FREE FUNDS	Valuation Method	Investment Results (%)					
					Current Month		Year-To Date		12-Month	
					Yield	Total Return	Yield	Total Return	Yield	Total Return
6.4	-2.8	30.6	Morgan Stanley CA T-F Daily Inc/S	4	0.01	0.01	0.34	0.34	0.34	0.34
3,410.0	-290.6	3,771.2	Schwab CA Muni MF/Investor k r	4	0.01	0.01	0.32	0.32	0.32	0.32
361.2	146.8	3,771.2	Schwab CA Muni MF/Ultra Shrs k	4	0.01	0.01	-	-	-	-
15.4	.4	68.3	T Rowe Price CA Tax-Free MF/I Class r	4	0.01	0.01	0.28	0.28	0.28	0.28
52.9	3.1	68.3	T Rowe Price CA Tax-Free MF/Inv	4	0.01	0.01	0.22	0.22	0.22	0.22
4,552.4	-42.5	4,552.4	Vanguard CA Muni MMF	4	0.01	0.01	0.39	0.39	0.39	0.39
\$14,045.8	-\$398.1		CA Subtotal & Averages		0.01	0.04	0.29	0.29	0.29	0.29
			Connecticut							
347.3	-2.0	347.3	Fidelity CT Municipal MMF	4	0.01	0.01	0.33	0.33	0.33	0.33
			Georgia							
55.6	-54.6	55.6	Fed/Hermes GA Muni Cash Trust k	4	0.00	0.74	0.35	0.41	0.35	0.42
			Massachusetts							
14.2	2.6	30.3	Fed/Hermes MA Muni Cash Tr/Cash Ser k	4	0.00	0.35	0.17	0.20	0.17	0.20
16.2	-0.1	30.3	Fed/Hermes MA Muni Cash Tr/Service k	4	0.00	0.35	0.29	0.32	0.29	0.32
235.9	-3.3	1,325.1	Fidelity MA AMT T-F MMF	4	0.01	0.01	0.37	0.37	0.37	0.37
1,089.1	-107.8	1,325.1	Fidelity MA AMT T-F MMF/Instit	4	0.01	0.01	0.43	0.43	0.43	0.43
.1	0.0	1,325.1	Fidelity MA AMT T-F MMF/Service	4	0.01	0.01	0.31	0.31	0.31	0.31
1,278.5	-11.1	1,278.5	Fidelity MA Municipal MMF	4	0.01	0.01	0.32	0.32	0.32	0.32
\$2,634.0	-\$119.7		MA Subtotal & Averages		0.01	0.12	0.32	0.33	0.32	0.33
			Maryland							
51.4	.2	105.2	T Rowe Price MD Tax-Free MF/I Class r	4	0.01	0.01	0.35	0.35	0.35	0.35
53.8	-0.1	105.2	T Rowe Price MD Tax-Free MF/Inv	4	0.01	0.01	0.33	0.33	0.33	0.33
\$105.2	\$0.1		MD Subtotal & Averages		0.01	0.01	0.34	0.34	0.34	0.34
			Michigan							
215.1	-1.9	215.1	Fidelity MI Municipal MMF	4	0.01	0.01	0.33	0.33	0.33	0.33
			New Jersey							
136.4	-2.7	389.7	Fidelity NJ AMT T-F MMF	4	0.01	0.01	0.36	0.36	0.37	0.37
253.2	-7.2	389.7	Fidelity NJ AMT T-F MMF/Instit	4	0.01	0.01	0.43	0.43	0.43	0.43
.2	0.0	389.7	Fidelity NJ AMT T-F MMF/Service	4	0.01	0.01	0.30	0.30	0.30	0.30
470.1	-3.5	470.1	Fidelity NJ Municipal MMF	4	0.01	0.01	0.32	0.32	0.32	0.32
\$859.9	-\$13.4		NJ Subtotal & Averages		0.01	0.01	0.35	0.35	0.36	0.36
			New York							
99.9	-2.8	134.9	Dreyfus AMT-Free NY MuniCashMgt/Ins k	4	0.01	0.01	0.38	0.38	0.38	0.38
34.9	1.9	134.9	Dreyfus AMT-Free NY MuniCashMgt/Inv k	4	0.01	0.01	0.28	0.28	0.29	0.29
8.3	.6	410.1	Fed/Hermes NY Muni Cash Tr/Cash II k	4	0.01	0.01	0.22	0.22	0.22	0.22
28.8	.3	410.1	Fed/Hermes NY Muni Cash Tr/Cash Ser k	4	0.01	0.01	0.15	0.15	0.15	0.15
206.3	-11.5	410.1	Fed/Hermes NY Muni Cash Tr/Service k	4	0.01	0.01	0.30	0.30	0.30	0.30
166.6	-4.3	410.1	Fed/Hermes NY Muni Cash Tr/Wealth k	4	0.01	0.01	0.40	0.40	0.41	0.41
471.6	-10.9	1,806.4	Fidelity NY AMT T-F MMF	4	0.01	0.01	0.38	0.38	0.39	0.39
1,334.7	-77.8	1,806.4	Fidelity NY AMT T-F MMF/Instit	4	0.02	0.02	0.45	0.45	0.45	0.45
.1	0.0	1,806.4	Fidelity NY AMT T-F MMF/Service	4	0.01	0.01	0.31	0.31	0.32	0.32
1,080.5	-19.8	1,080.5	Fidelity NY Municipal MMF	4	0.01	0.01	0.32	0.32	0.32	0.32
107.2	2.0	130.4	General NY AMT-Free Muni MMF/CI A k r	4	0.01	0.01	0.25	0.25	0.25	0.25
23.2	1.1	130.4	General NY AMT-Free Muni MMF/CI B k r	4	0.01	0.01	0.15	0.15	0.15	0.15
78.8	-11.3	847.3	JPMorgan NY Muni MMF/Agcy k	4	0.03	0.03	0.42	0.42	0.42	0.42
61.5	-0.9	847.3	JPMorgan NY Muni MMF/Morgan k	4	0.03	0.03	0.30	0.30	0.30	0.30
142.3	-29.9	847.3	JPMorgan NY Muni MMF/Premier k	4	0.03	0.03	0.34	0.34	0.34	0.34
1.8	1.4	847.3	JPMorgan NY Muni MMF/Reserve k	4	0.03	0.03	0.27	0.27	0.27	0.27
4.1	-0.1	847.3	JPMorgan NY Muni MMF/Service k r	4	0.03	0.03	0.18	0.18	0.18	0.18
668.8	-41.8	767.7	Schwab NY Municipal MF/Investor k r	4	0.01	0.01	0.34	0.34	0.34	0.34
99.0	10.5	767.7	Schwab NY Municipal MF/Ultra Shrs k	4	0.03	0.03	-	-	-	-
4.7	-6.8	47.0	T Rowe Price NY Tax-Free MF/I Class r	4	0.01	0.01	0.32	0.32	0.32	0.32
42.3	-0.1	47.0	T Rowe Price NY Tax-Free MF/Inv	4	0.01	0.01	0.26	0.26	0.26	0.26
2,484.5	34.8	2,484.5	Vanguard NY Muni MMF	4	0.01	0.01	0.46	0.46	0.46	0.46
112.6	13.2	127.1	Western Asset NY Tax Free MMF/CI A k	4	0.01	0.01	0.28	0.28	0.28	0.28
14.5	.1	127.1	Western Asset NY Tax Free MMF/CI N k	4	0.01	0.01	0.24	0.24	0.24	0.24
\$7,277.0	-\$152.1		NY Subtotal & Averages		0.02	0.02	0.30	0.30	0.31	0.31
			Ohio							
209.9	-2.7	209.9	Fidelity OH Municipal MMF	4	0.01	0.01	0.32	0.32	0.32	0.32
			Pennsylvania							
12.5	0.0	43.6	Fed/Hermes PA Muni Cash Tr/Cash Ser k	4	0.00	0.00	0.18	0.18	0.18	0.18
12.3	.3	43.6	Fed/Hermes PA Muni Cash Tr/Service k	4	0.00	0.00	0.28	0.28	0.29	0.29
18.7	-0.5	43.6	Fed/Hermes PA Muni Cash Tr/Wealth k	4	0.00	0.00	0.34	0.34	0.35	0.35
179.1	-2.3	179.1	Fidelity PA Municipal MMF	4	0.01	0.01	0.34	0.34	0.34	0.34
\$222.6	-\$2.5		PA Subtotal & Averages		0.00	0.00	0.29	0.29	0.29	0.29

RESULTS FOR: 12/1/20 – 12/31/20

Assets (\$ mils)	1-Mo Change	Total Portfolio	TAX-FREE FUNDS	Valuation Method	Investment Results (%)					
					Current Month		Year-To Date		12-Month	
					Yield	Total Return	Yield	Total Return	Yield	Total Return
			Virginia							
8.1	-36.1	82.6	Fed/Hermes VA Muni Cash Tr/Cash Ser k	4	0.00	0.06	0.19	0.20	0.19	0.20
74.4	-52.0	82.6	Fed/Hermes VA Muni Cash Tr/Service k	4	0.00	0.06	0.29	0.30	0.29	0.30
\$82.5	\$-88.1		VA Subtotal & Averages		0.00	0.06	0.24	0.25	0.24	0.25
\$26,135.4	\$-834.9		SUBTOTAL & AVERAGES		0.01	0.04	0.30	0.31	0.30	0.31
			TAX-FREE STATE INST							
			California							
214.2	15.8	214.2	BlackRock Liquidity:CA Money Inst k	5	0.01	0.03	0.34	0.32	0.34	0.32
>0.0	0.0	214.2	BlackRock Liquidity:CA Money Prmr	5	0.01	-0.08	0.34	0.31	0.34	0.31
141.9	-5.8	318.1	JPMorgan CA Muni MMF/Inst k	4	0.02	0.02	0.38	0.38	0.38	0.38
\$356.1	\$10.0		CA Subtotal & Averages		0.01	-0.01	0.35	0.34	0.35	0.34
			New York							
127.0	-32.8	127.1	BlackRock Liquidity:NY Money Inst k	5	0.01	0.01	0.38	0.38	0.38	0.38
>0.0	0.0	127.1	BlackRock Liquidity:NY Money Prmr	5	0.01	0.01	0.38	0.38	0.38	0.38
558.8	-86.9	847.3	JPMorgan NY Muni MMF/Instit k	4	0.05	0.05	0.47	0.47	0.47	0.47
\$685.8	\$-119.7		NY Subtotal & Averages		0.02	0.02	0.41	0.41	0.41	0.41
\$1,041.9	\$-109.7		SUBTOTAL & AVERAGES		0.02	0.01	0.38	0.37	0.38	0.37
\$105,011.6	\$-2,771.3		GRAND TOTAL TAX-FREE (ALL)		0.02	0.04	0.33	0.34	0.33	0.34

iMoneyNet ADVISORY BOARDLaurie Brignac, *Invesco Fixed Income*Stephen T. Cohen, *Dechert LLP*Debbie Cunningham, *Federated Investors*John Donohue, *RBC Global Asset Management*Joel Friedman, *Public Trust Advisors LLC*Richard Marshall, *Katten Muchin Rosenman LLP*Colleen Meehan, *The Dreyfus Corporation*Mary Jo Ochson, *Federated Investors*Doug Rivkin, *Skytop Advisors*Peter Rizzo, *Standard & Poor's Ratings Services*Richard M. Rokus, *Great Lakes Advisors*Joan Ohlbaum Swirsky, *Stradley Ronon Stevens & Young LLP*Laurie R. White, *Wells Capital Management*

© 2021 iMoneyNet, One Research Drive, Westborough, MA 01581. All rights reserved. Reproduction in any form without written permission is strictly forbidden. Furthermore, the phrases "Money Fund Report" and "iMoneyNet Money Fund Average" are protected. Any unauthorized use of these phrases is a violation of federal trademark law.

The information contained in *Money Market Insight* has been obtained from the funds themselves. While carefully screened, the accuracy of the information cannot be guaranteed. No statement included herein is to be construed as a recommendation or solicitation to buy or sell securities or to provide investment or legal advice.

Subscriptions: Weekly subscription to *Money Fund Report*, \$6,475/year (52 issues). Monthly subscription to *Money Market Insight*, \$3,575/year (12 issues). Same day delivery via *Electronic Money Fund Report*, \$19,075/year (weekly & monthly), \$15,215/year (weekly only) and \$8,100/year (monthly only). *Money Fund Expense Report*, \$3,355/year (4 issues); electronic version, \$5,125/year (quarterly). Monthly subscription to *Rated Money Fund Report*, \$3,965/year (12 issues). Access iMoneyNet's complete universe of money fund data, including historical data, using *Money Fund Analyzer* a browser based software, \$46,300 (weekly & monthly), \$55,100 (daily, weekly & monthly). For more information, samples and pricing, please contact Kevin Grist at 508-614-1655, or visit our Web site at <http://www.imoney.net>.

Editor: Paul Adams
Statistical Staff: Francine Blais
Art / Production: Nicole Hill
Sales Specialist: Kevin Grist